

INSTALLATION INSTRUCTIONS

73037T-CL 73038T-CL 8" Rainhead With Katalyst Air-Induction Technology-Slim
 73039T-CL 73040T-CL 10" Rainhead With Katalyst Air-Induction Technology-Slim

BEFORE YOU BEGIN

All information is based on the latest product information available at the time of publication. Kohler Co. reserves the right to make changes in product characteristics, packaging, or availability at any time without notice.

Please leave these instructions for the consumer. They contain important information.

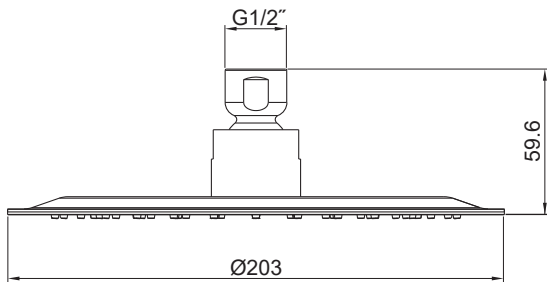
NOTES:

1. Flush the water supply pipes thoroughly to remove debris.
2. Recommended working pressure: 2 to 5 bar.
3. The highest working pressure for spray is 0.5MPa(5bar). If it exceeds 0.5MPa(5bar), a pressure reducer is needed. The highest water and environment temperature is 60°C. Please keep handspray, shower head and the shower arm away from heater, or it may become damaged and cause injury to the user.

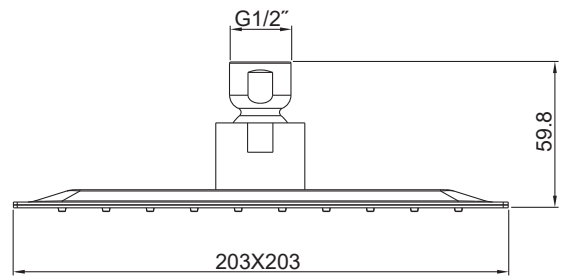
STANDARD APPLICABLE

Special model meets or exceeds the following at date of manufacture: TIS

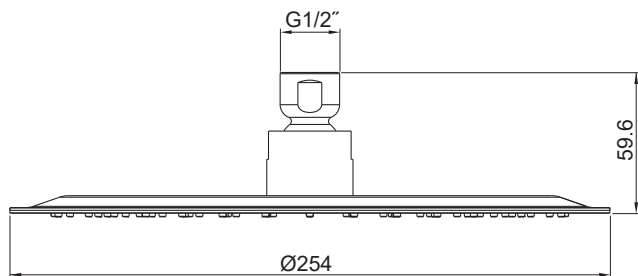
ROUGH-IN DIMENSIONS



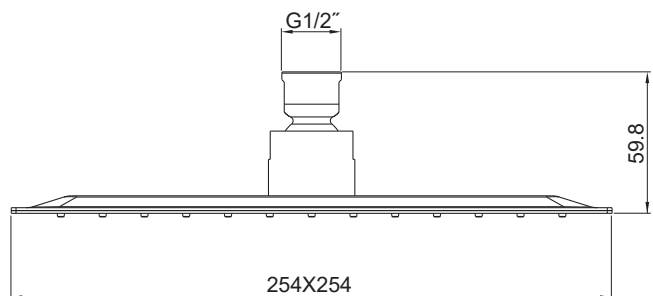
73037T-CL



73038T-CL



73039T-CL

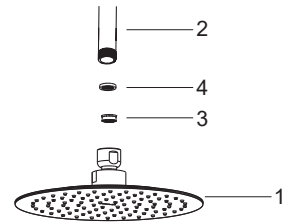


73040T-CL

INSTALLATION

Flush both water supplies through the shower arm(2, not provided) for about one minute before the showerhead(1) is installed. Apply tape or sealant to the exposed end of the shower arm. Tighten the shower head with a strap wrench.

Before installation, install regulator(3) if needed. Take out washer(4) and install regulator as the figure shown, reinstall washer.

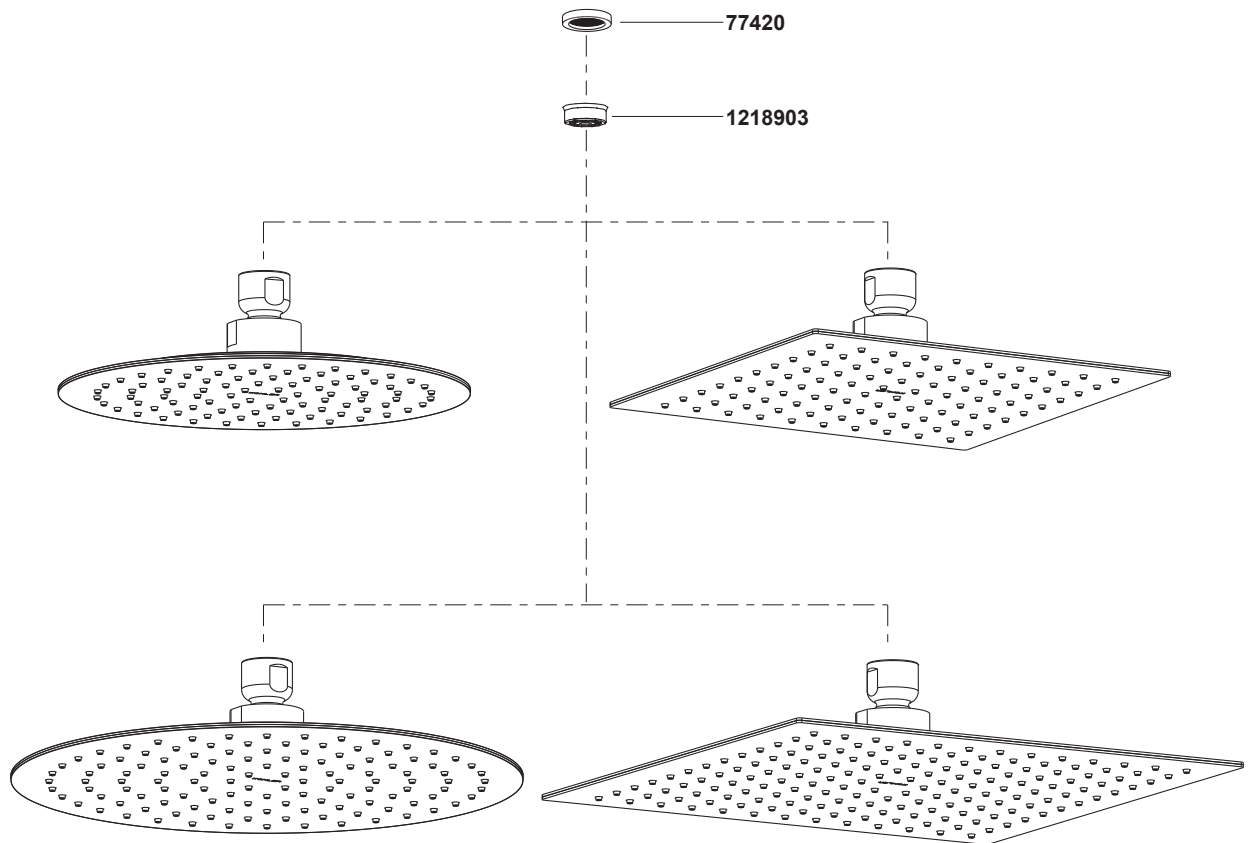


CLEANING INSTRUCTIONS

All Finishes: Clean the finish with mild soap and warm water. Wipe entire surface completely dry with clean soft cloth. Many cleaners may contain chemicals, such as ammonia, chlorine, toilet cleaner etc. which could adversely affect the finish and are not recommended for cleaning.

Do not use abrasive cleaners or solvents on Kohler faucets and fittings.

SERVICE PARTS



**Color code must be specified when ordering.

NOTE: For all Asia pacific regions (excluding China) add SP (SPxxxxxx**) in front of the part number when ordering.