


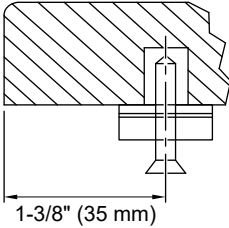
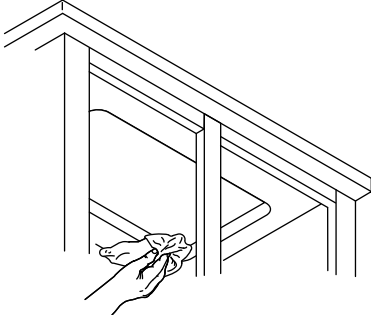
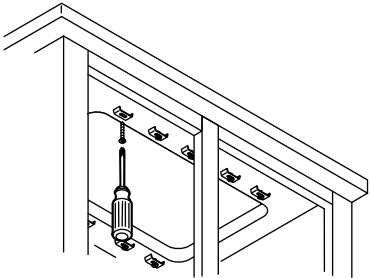
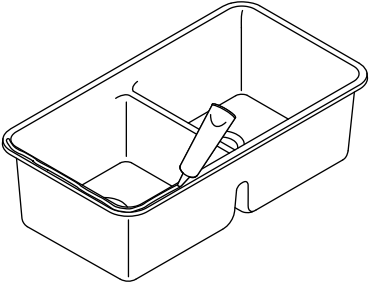
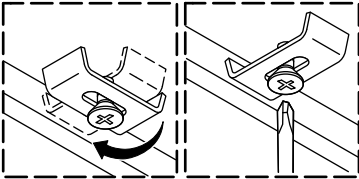
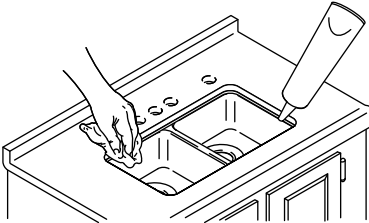
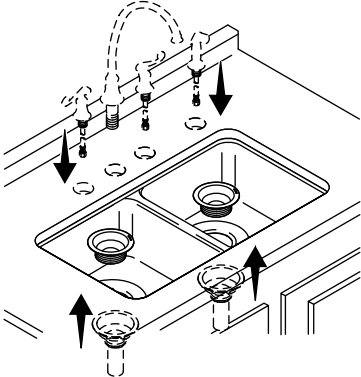
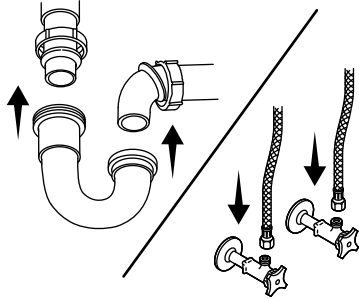


Silicone Sealant
密封硅胶



Rags
抹布

Plus:
• Fasteners
以及:
• 紧固件

<p>请记录您的型号。</p> <p>Record your model number.</p> <div> 1561313-K2</div>	<div><p>警告：人身伤害的危险。 水槽边缘锋利，请在操作时穿戴手套，以防制伤。</p></div> <div><p>WARNING: Risk of personal injury. Edges are sharp. Wear gloves when handling the sink.</p></div>	<p>定做台面前，请先向台面供应商提供您的水槽和水龙头产品型号。</p> <p>在安装多个水槽时水槽之间请注意预留最少2-3/6"（56 mm）的间距，如若需要技术支持请咨询台面供应商。</p> <p>Provide your countertop supplier with your sink and faucet model number when ordering your countertop.</p> <p>For multiple-bowl installations, a minimum of 2-3/16" (56 mm) distance is required between bowls. Any required support should be determined by the countertop supplier.</p>	<p>请遵守当地管路安装及建筑条例。</p> <p>关闭供水系统。</p> <p>Follow all local plumbing and building codes.</p> <p>Turn OFF the water supplies.</p>	<p>产品包装内不包含紧固件，台面供应商需在台下安装紧固件。</p> <p>Fasteners are not included. The countertop supplier should install anchors into the underside of the countertop.</p> <div></div>	<p>1 请清洁台面的台上和台下区域，以及水槽的边缘。</p> <p>Clean the top and underside of the counter and the rim of the sink.</p> <div></div>
<p>2 将安装夹在水槽长边分开排布且不要拧紧。</p> <p>Space the mounting clips along the long edges on the underside of the countertop and loosely attach.</p> <div></div>	<p>3 请在水槽边缘内侧涂上密封硅胶。</p> <p>Apply silicone sealant near the inside edge.</p> <div></div>	<p>4 把水槽抬到安装位置，旋转安装夹压紧水槽并拧紧。不要过度拧紧！</p> <p>Lift the sink into place. Rotate the clips and tighten evenly. Do not overtighten!</p> <div></div>	<p>5 涂抹密封硅胶。擦去多余的密封胶，填充空隙并晾干。</p> <p>Apply silicone sealant. Wipe away any excess sealant. Fill voids and allow to dry.</p> <div></div>	<p>6 安装水龙头和下水器。</p> <p>Install the faucet and the strainers.</p> <div></div>	<p>7 完成水龙头与排水管的安装，放水并检查有无漏水。</p> <p>Complete the faucet and drain connections. Run water and check for leaks.</p> <div></div>

需要帮助？ 请联系我们的客户服务中心。

- 中国大陆：+(86) 800-820-2628, +(86) 400-820-2628
- 中国香港、中国澳门、中国台湾：+(852) 3125-7728
- 泰国： callcenterthailand@kohler.com, +(66) 2700-9299
- 文莱、关岛、印度尼西亚、日本、马来西亚、蒙古、菲律宾、新加坡、韩国、越南：+(86) 21-2606-2572
- **保养和清洁：** kohlerasiapacific.com/careandclean

本产品支持**科勒®厨卫产品三年有限质保**，详见包装所附的《合格证》。

Need help? Contact our Customer Care Center.

- Mainland China: +(86) 800-820-2628, +(86) 400-820-2628
- Hong Kong (China), Macau (China), Taiwan (China): +(852) 3125-7728
- Thailand: callcenterthailand@kohler.com, +(66) 2700-9299
- Brunei, Guam, Indonesia, Japan, Malaysia, Mongolia, Philippines, Singapore, South Korea, Vietnam: +(86) 21-2606-2572
- **Care and cleaning:** kohlerasiapacific.com/careandclean

This product is covered under the **Three-Year Limited Warranty for KOHLER® Plumbing Products**, found in the packed Compliance Certification.