

# MasterShower®K-2972-KS-NA

1/2" thermostatic mixing valve

Product Group

Commercial Products



### Product Specifications

Packaged Product Weight (kg)	4
Product Recycled Content	19%
Product Recyclable Content	84%
Product Life time (years)	10
Product Application	Commercial

### Use Phase Specifications

Flow rate (gal/min)	11
User Frequency (Events/year)	5840
Annual Cleaning Frequency (times)	365
Cleaner	10 ml, 1% sodium lauryl sulfate

### Greenhouse Gas Emission (kg CO2- eq.)

Material & Manufacturing	50
Use & Maintenance	21077

### Water Intensity (m3)

Material & Manufacturing	0.05
Use & Maintenance	334.21

### Manufacturing Locations

Kohler, WI

## Believing in Better

We believe in a better world. We are passionate about protecting the environment and enhancing the quality of life for current and future generations. And that means designing products that look beautiful and deliver exceptional performance, while being as sustainable as possible.



# Environmental Product Declaration

Commercial Products



Program Operator Name, Address, Logo, and Website	UL Environment
General Program Instructions and Version Number	Program Operator Rules V2.7 March 2022
Location of Explanatory Material	Kohler, WI
Declaration Holder and Address	Kohler Co. 444 Highland Drive, Kohler, WI
Declaration Number	4791422286.136
Declared Product and Functional Unit	Single Shower/ tub valve- Commercial
Product Definition	1/2" thermostatic mixing valve
Reference PCR and Version Number	PCR for Building-Related Products and Services. Adapted for UL Environment from the range of Environmental Product Declarations of Institute Construction and Environment e.V. (IBU). UL Environment, PCR for Building-Related Products and Services-Part A: Calculation Rules for the LCA and Req., ULE 10010 v.4.0, March 2022. Part B: Kitchen and Bath Fixture Fittings and Accessory Products EPD Requirements UL 10010-28 v1.0 October 2020
Markets of Applicability	Middle East
Date of Issue	01-Jul-25
Period of Validity	5 Years
EPD Type	Product Specific
EPD Scope	Cradle-to-grave
Year of Reported Manufacturer Primary Data	2024
LCA Software and Version Number	SimaPro v. 10.2.0.1
LCIA Database(s) and Version Numbers	Ecoinvent 3.11 DATASMART LCI Package (USEI 2.2) TRACI 2.2 V1.00
LCIA Methodology and Version Number	CML-IA baseline V3.11 Cumulative Energy Demand (CED) V1.12
Applicable Green Building Certifications Schema	LEED v4/BD+C/Materials and Resources/Building Product Disclosure and Optimization- Environmental Product Declarations

The PCR review was conducted by:

This declaration was independently verified in accordance with ISO 14025:2006. The UL Environment "Part A: calculation Rules for the Life Cycle Assessment Requirements on the Project Report" v4.0 (March 2022), based on CEN Norm EN 15804 (2012) and ISO 21930:2017, serves as the core PCR, with additional considerations from the USGBC/ UL Environment Part A Enhancement (2017).

INTERNAL

EXTERNAL

This life cycle assessment was conducted in accordance with ISO 14044 and reference PCR by:

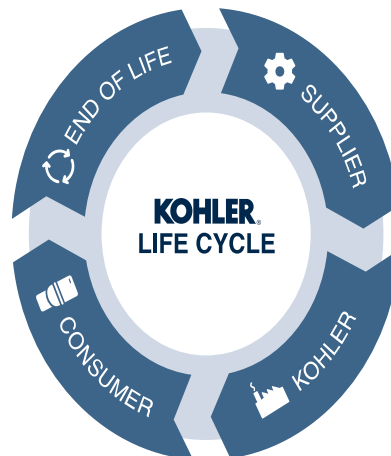
This life cycle assessment was independently verified in accordance with ISO 14044 and the reference PCR by:

Thomas Gloria, Life-Cycle Services, LLC

LIMITATIONS: 1) Environmental declarations from different programs (ISO 14025) may not be comparable; 2) Comparison of the environmental performance using EPD information shall be based on the product's use and impacts at the building level, and therefore EPDs may not be used for comparability purposes when not considering the building use phase as instructed under this PCR; 3) Full conformance with the PCR allows EPD comparability when all stages of a life cycle have been considered, when they comply with all referenced standards, use the same sub-category PCR, and use equivalent scenarios with respect to construction work. However, variations and deviations are possible. example of variations: Different LCA software and background LCI datasets may lead to differences results for upstream or downstream of the life cycle stages declared.

This document is an environmental product declaration (EPD) in accordance with ISO 21930. EPDs rely on Life Cycle Assessment (LCA) to provide information on a number of environmental impacts of products over their life cycles.

At Kohler Co., we believe in protecting the environment and enhancing the quality of life for current and future generations. When developing new products, we consider the environmental impact at each stage of a product's existence - from the activities of our suppliers through the end of the product's useful life. Designing for a better world means every choice counts.



### Product Description

Take showering beyond the ordinary with this 1/2" MasterShower thermostatic valve. When paired with compatible trim, this valve delivers a high-temperature limit stop for added safety and a high-flow rate for precise, consistent temperature control.



Additional data can be found at:

<https://www.kohler.com/en/products/showers/shop-shower-trims-valves/mastershower-1-2-thermostatic-valve-2972-ks>

### Applications and Uses

- High-flow thermostatic mixing valve
- Thermostatic technology automatically maintains outlet temperature during water pressure fluctuations and/or inlet water temperature changes
- 10.9 gpm flow rate at 45 psi (3.1 bar)
- 1/2" (12 mm) female NPT inlet connections
- One 1/2 female NPT outlet connection
- Adjustable comfort setting (preset at approximately 104°F)

### Product Standards, Approvals and Certifications

Specified model meets or exceeds the following:

- ASME A112.18.1/CSA B125.1
- ASSE 1016/ASME A112.1016/CSA B125.16

### Technical Data

Name	Applicable Test Standard	Value	Unit
Flow/ Flush Rate	ASME A112.18.1-2018/CSA B125.1-18	10.9	gallon per minute/ flush
Operational Water Pressure	ASME A112.18.1-2018/CSA B125.1-18	-	N/m2 or PSI

## SUPPLIER OPERATIONS

### Base Material Content of the Product

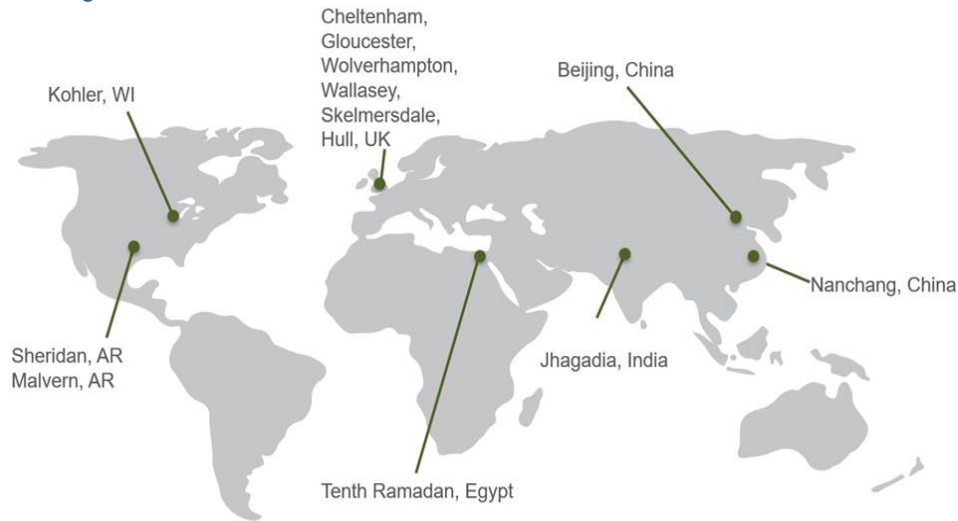
Material	Function	Quantity (% By Weight)
Brass	Internal Body Component	55-65
Stainless Steel	Internal Body Component	30-20
Aluminum	Internal Body Component	1-5
Plastic	Internal Body Component	85-90
Balance	Miscellaneous hardware and packaging	10-15

**KOHLER OPERATIONS**

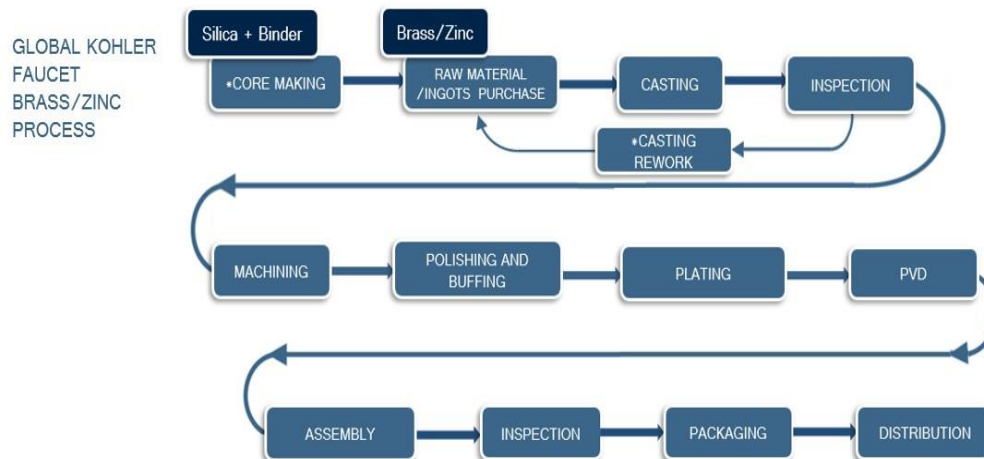
Manufacturing Process Description

Raw Materials are casted into a mold with cavities. After casting, components go through several steps of machining, polishing and buffing before final coating. Depending on the intended color, parts may go through plating and/ or physical vapor deposition processes. Finished products are assembled, inspected and packaged for distribution.

Manufacturing Locations



Manufacturing Process



## Health, Safety and Environmental Aspects during Production

Kohler Co. has established program management guidelines for safety, accident prevention and environmental performance. These systems enable Kohler Co. operations to achieve world-class performance: Kohler Safety Management System (KSMS) and Kohler Environmental Management System (KEMS). The management systems are based on best management practices, and the application of these programs consistently delivers significant results. Product does not emit any impacts with related to fire and water also no possible impacts on environment following unforeseeable mechanical destruction.

## Packaging

Faucets are packaged primarily in molded pulp trays and single-wall corrugated containerboard. Blue bags- made of poly propylene- are often used to protect the finish of the faucet and associated product components. Molded pulp and corrugated containerboard are 100% recyclable, and collection is available in most municipalities. Other materials can be recyclable; however, this is dependent on local availability of collection programs.



## CONSUMER USE

### Conditions of Use

The majority of product use phase environmental impacts are related to energy required to heat up the water. Water consumed in each use cycle is defined by product specifications- flow rate- while proportion of hot and cold water is defined by PCR.

### Reference Service Life

Commercial Shower/ tub valve- Commercial are assumed to remain in service for 10 years.

### Cleaning and Maintenance

Shower/ tub valve- Commercial are assumed to require 365 cleanings per year with 10 ml, 1% sodium lauryl sulfate. These impacts are included within the product use stage of the LCA.



## END OF LIFE

### Recycle or Reuse

Collection and processing for zinc and brass product beneficial reuse and recycle are possible, but availability of the technologies depend on disposal locations.

### Disposal

Upon PCR default assumptions, The KOHLER® LCA model assumes 100% of the brass portion of the product, accessories and packaging materials are landfilled.

### Description of Declared or Functional Unit

The functional unit represented here refers to a single shower/ tub valve- commercial.

Name	Value	Unit
Functional Unit	1	One packaged product with referenced RSL
Component Breakdown (if applicable)	-	components in 1 packaged product
Mass	4.06	kg
Thickness (if relevant)	-	cm
Surface Area (if relevant)	-	m2

### Estimates and Assumptions

The LCI/ LCA assumptions are mentioned below:

- Product transport from Distribution Centre (DC) to final customer and from customer to disposal site are modeled based on PCR specifications
- Product and packaging disposal scenarios are adopted from the PCR specifications
- Building estimated service life (ESL) is assumed to be 75 years
- Biogenic carbon content is estimated for three types of packaging materials: plywood, corrugate box and kraft paper

### Cut-off Criteria

This LCA is in compliance with the cutoff criteria specified in the PCR, as no known processes were excluded from this assessment outside of the specific items listed within the “System Boundary” section below.

### Allocation

Impacts are allocated to individual products with a unit process approach. Typically, product mass is used to build the impact allocation factors. Product-specific quality data is also employed to match impacts to products.

### Data Sources

Primary manufacturing data is collected directly from Kohler Faucets Operations globally, including North America, India and China. Supply chain data is sourced from primary survey results and individual part modeling. Secondary data primarily references the DATASmart and ecoinvent 3 LCI databases. Both databases are widely distributed and are referenced within the LCA community. All ecoinvent datasets have been critically reviewed.

### Data Quality

Wherever secondary data is used, the study adopts critically reviewed data for consistency, precision and reproducibility to limit uncertainty. The data sources used are complete and representative of North America, India and China in terms of the geographic and technological coverage and are a recent vintage (i.e., less than ten years old). Any deviations from these initial data quality requirements for secondary data are documented in the critically reviewed LCA report. When a product is produced at more than one plant, impacts are weighted by unit volume to produce a single result.

LCA Modeling Scenarios

Transport from gate to the building site (A4)		
Name	Value	Unit
Fuel type	Diesel	
Liters of fuel	38	l/100 km
Vehicle Type	Single Unit Truck	
Transport distance	821.87	km
Capacity utilization (including empty runs)	89	%
Gross density of products transported	-	kg/m <sup>3</sup>
Capacity utilization volume factor	89	-

Installation into the building (A5)		
Name	Value	Unit
Ancillary materials	-	kg
Net fresh water consumption	-	m <sup>3</sup>
Other resources	-	km
Electricity consumption	-	kWh
Other energy carriers	-	MJ
Product loss per functional unit	-	kg
Waste material at the construction site before waste processing	1.30	kg
Output materials resulting from on-site waste processing	-	kg
Mass of packaging waste- corrugate and paper	0.30	kg
Biogenic carbon contained in packaging	1.3E-01	kg CO2
Direct emissions to ambient air, soil and water	-	kg
VOC Emissions		µg/m3

Reference service life		
Name	Value	Unit
Reference service life (RSL)	10	years

Maintenance (B2)		
Name	Value	Unit
Maintenance process information	-	-
Maintenance cycle	3650	Number/RSL
Maintenance cycle	27375	Number/ESL
Net freshwater consumption	-	m <sup>3</sup>
Ancillary materials by type- cleaning agent	16.56	kg
Other resources	-	kg
Energy input by activity, type, amount	-	kWh
Other energy carriers by type	-	kWh
Power output of equipment	-	kW
Waste materials- cleaning agent	16.56	kg
Direct emissions to ambient air, soil and water	-	kg

Repair (B3)		
Name	Value	Unit
Repair process information	-	
Inspection process information	-	
Repair cycle	-	Number/RSL
Repair cycle	-	Number/ ESL
Net fresh water consumption	-	m3
Ancillary materials by type	-	kg
Energy input by activity, type, amount	-	kWh
Waste materials from repair	-	kg
Direct emissions to air, soil and water	-	kg
Further assumptions for scenario development		

Replacement (B4)		
Name	Value	Unit
Reference service life	10	years
Replacement cycle	6.5	(ESL/RSL)-1
Energy input by activity, type, amount	-	kWh
Net fresh water consumption	-	m3
Ancillary materials by type	-	kg
Replacement of worn parts	-	kg
Direct emissions to air, soil and water	-	kg
Further assumptions for scenario development		

Refurbishment (B5)		
Name	Value	Unit
Refurbishment process description	-	
Replacement cycle	1	Cycle/RSL
Replacement cycle	7.5	Number/ESL
Energy input by activity, type, amount	-	kWh
Net fresh water consumption	-	m <sup>3</sup>
Material input for refurbishment	-	kg
Waste materials	-	kg
Direct emissions to air, soil and water	-	kg
Further assumptions for scenario development	-	

Operational energy (B6) and water (B7) use		
Name	Value	Unit
Net fresh water consumption	2410	m3/p/RSL
Ancillary materials	-	kg
Energy input by activity, type, amount	-	kWh
Equipment power output	-	kW
Characteristic performance	-	kg
Direct emissions to air, water and soil	-	kg
Further assumptions for scenario development	-	

End of life (C1-C4)		
Name	Value	Unit
Assumptions for scenario development		
Collected separately	0	kg
Collected as mixed construction waste	0	kg
Reuse	-	kg
Recycling	-	kg
Landfill	0	kg
Incineration	-	kg
Incineration with energy recovery	-	kg
Energy conversion	-	
Product or material for final disposition	0	kg
Removal of biogenic carbon	-	kg CO2

System Boundaries

	Product Stage			Construction Process Stage		Use Stage							End of Life Stage				Benefits and Loads Beyond the System Boundaries	
	Raw material supply	Transport	Manufacturing	Transport from gate to the site	Assembly/ Install	Use	Maintenance	Repair	Replacement	Refurbishment	Operational energy use	Operational water use	Deconstruction	Transport	Waste processing	Disposal	Reuse-Recovery-Recycling potential	Reference Service Life
Cradle to grave with options	A1	A2	A3	A4	A5	B1	B2	B3	B4	B5	B6	B7	C1	C2	C3	C4	D	
	X	X	X	X	X	X	X	X	X	X	X	X	X	X	X	X	MND	

Description of the System Boundary Stages Corresponding to the PCR  
(X = Included; MND = Module Not Declared)

Results of the Assessment

TRACI 2.1 Impact Assessment						
Module	GWP	ODP	AP	EP	POCP	ADP
	(kg CO2 Eq.)	(kg CFC-11 Eq.)	(kg SO2- Eq.)	(kg N-Eq.)	(kg O3-Eq.)	(MJ surplus)
Total	1.58E+05	2.86E-03	6.94E+02	1.94E+01	9.21E+03	3.29E+02
A1- A3	5.03E+01	2.25E-06	1.60E+00	2.58E+00	7.78E+00	2.51E+01
A4	4.72E-01	1.88E-09	2.67E-03	3.49E-08	7.72E-02	6.46E-04
A5	4.98E-02	1.58E-10	3.78E-05	2.97E-09	1.01E-03	1.58E-04
B1	0.00E+00	0.00E+00	0.00E+00	0.00E+00	0.00E+00	0.00E+00
B2	6.21E+01	2.27E-06	2.80E-01	2.27E-06	3.61E+00	7.74E-02
B3	0.00E+00	0.00E+00	0.00E+00	0.00E+00	0.00E+00	0.00E+00
B4	1.37E+05	2.48E-03	6.03E+02	1.68E+01	7.98E+03	2.85E+02
B5	0.00E+00	0.00E+00	0.00E+00	0.00E+00	0.00E+00	0.00E+00
B6	9.63E+03	1.73E-04	4.17E+01	3.22E-03	5.60E+02	4.97E+00
B7	1.14E+04	2.04E-04	4.92E+01	3.66E-03	6.56E+02	1.37E+01
C1	0.00E+00	0.00E+00	0.00E+00	0.00E+00	0.00E+00	0.00E+00
C2	1.10E-01	4.59E-12	1.12E-03	1.55E-09	2.80E-02	2.86E-04
C3	0.00E+00	0.00E+00	0.00E+00	0.00E+00	0.00E+00	0.00E+00
C4	3.50E-02	6.57E-10	1.44E-04	6.26E-09	3.83E-03	2.22E-04

CML 4.1 Impact Assessment							
Module	GWP	ODP	AP Air	EP	POCP	ADP element	ADP fossil fuels
	(kg CO2-Eq.)	(kg CFC-11 Eq.)	(kg SO2-Eq.)	(kg (PO4)3- Eq.)	(kg C2H4 Eq.)	(kg Sb-Eq.)	(MJ, LHV)
Total	1.60E+05	2.61E-03	6.71E+02	6.33E+02	2.76E+01	3.30E-01	1.76E+06
A1- A3	5.11E+01	1.80E-06	1.78E+00	1.25E+00	7.09E-02	1.62E-02	5.71E+02
A4	4.75E-01	1.50E-09	2.14E-03	4.96E-04	8.82E-05	3.65E-07	6.04E+00
A5	5.39E-02	1.20E-10	3.07E-05	9.53E-03	9.56E-06	1.05E-08	1.30E-01
B1	0.00E+00	0.00E+00	0.00E+00	0.00E+00	0.00E+00	0.00E+00	0.00E+00
B2	6.20E+01	1.80E-06	2.55E-01	1.37E-01	9.87E-02	1.96E-04	4.50E+02
B3	0.00E+00	0.00E+00	0.00E+00	0.00E+00	0.00E+00	0.00E+00	0.00E+00
B4	1.38E+05	2.26E-03	5.82E+02	5.50E+02	2.39E+01	2.86E-01	1.52E+06
B5	0.00E+00	0.00E+00	0.00E+00	0.00E+00	0.00E+00	0.00E+00	0.00E+00
B6	9.69E+03	1.59E-04	4.02E+01	2.27E+01	1.56E+00	1.17E-02	1.08E+05
B7	1.15E+04	1.85E-04	4.73E+01	6.05E+01	1.95E+00	1.59E-02	1.25E+05
C1	0.00E+00	0.00E+00	0.00E+00	0.00E+00	0.00E+00	0.00E+00	0.00E+00
C2	1.10E-01	4.58E-12	8.75E-04	1.81E-04	-1.58E-04	0.00E+00	1.57E+00
C3	0.00E+00	0.00E+00	0.00E+00	0.00E+00	0.00E+00	0.00E+00	0.00E+00
C4	3.65E-02	4.96E-10	1.17E-04	2.95E-03	9.05E-06	3.38E-08	5.43E-01

Rest of the World Impact Assessment					
Module	GWP	ODP	AP	EP	POCP
	(kg CO2-Eq.)	(kg CFC-11 Eq.)	(kg SO2-Eq.)	(kg N-Eq.)	(kg O3- Eq.)
Total	1.60E+05	2.61E-03	6.70E+02	1.94E+01	9.21E+03
A1- A3	5.11E+01	1.80E-06	1.78E+00	2.58E+00	7.78E+00
A4	4.75E-01	1.50E-09	2.14E-03	3.49E-08	7.72E-02
A5	5.39E-02	1.20E-10	3.07E-05	2.97E-09	1.01E-03
B1	0.00E+00	0.00E+00	0.00E+00	0.00E+00	0.00E+00
B2	6.20E+01	1.80E-06	2.55E-01	2.27E-06	3.61E+00
B3	0.00E+00	0.00E+00	0.00E+00	0.00E+00	0.00E+00
B4	1.38E+05	2.26E-03	5.82E+02	1.68E+01	7.98E+03
B5	0.00E+00	0.00E+00	0.00E+00	0.00E+00	0.00E+00
B6	9.69E+03	1.59E-04	4.02E+01	3.22E-03	5.60E+02
B7	1.15E+04	1.85E-04	4.73E+01	3.66E-03	6.56E+02
C1	0.00E+00	0.00E+00	0.00E+00	0.00E+00	0.00E+00
C2	1.10E-01	4.58E-12	8.75E-04	1.55E-09	2.80E-02
C3	0.00E+00	0.00E+00	0.00E+00	0.00E+00	0.00E+00
C4	3.65E-02	4.96E-10	1.17E-04	6.26E-09	3.83E-03



Resource Use											
Module	RPRe (MJ)	RPRm (MJ)	RPRt (MJ)	NRPRe (MJ)	NRPRm (MJ)	NRPRt (MJ)	SM (kg)	RSF (MJ)	NRSF (MJ)	RE (MJ)	FW (m3)
Total	2.83E+05	0.00E+00	2.83E+05	2.24E+06	0.00E+00	2.24E+06	5.89E+00	0.00E+00	0.00E+00	0.00E+00	2.5E+03
A1- A3	7.40E+01	0.00E+00	7.40E+01	6.60E+02	0.00E+00	6.60E+02	7.85E-01	0.00E+00	0.00E+00	0.00E+00	4.6E-02
A4	3.09E-02	0.00E+00	3.09E-02	6.50E+00	0.00E+00	6.50E+00	0.00E+00	0.00E+00	0.00E+00	0.00E+00	2E-02
A5	1.70E-03	0.00E+00	1.70E-03	1.40E-01	0.00E+00	1.40E-01	0.00E+00	0.00E+00	0.00E+00	0.00E+00	-4E-04
B1	0.00E+00	0.00E+00	0.00E+00	0.00E+00	0.00E+00	0.00E+00	0.00E+00	0.00E+00	0.00E+00	0.00E+00	0E+00
B2	1.44E+03	0.00E+00	1.44E+03	6.92E+02	0.00E+00	6.92E+02	0.00E+00	0.00E+00	0.00E+00	0.00E+00	3E+01
B3	0.00E+00	0.00E+00	0.00E+00	0.00E+00	0.00E+00	0.00E+00	0.00E+00	0.00E+00	0.00E+00	0.00E+00	0E+00
B4	2.45E+05	0.00E+00	2.45E+05	1.94E+06	0.00E+00	1.94E+06	5.10E+00	0.00E+00	0.00E+00	0.00E+00	2E+03
B5	0.00E+00	0.00E+00	0.00E+00	0.00E+00	0.00E+00	0.00E+00	0.00E+00	0.00E+00	0.00E+00	0.00E+00	0E+00
B6	1.72E+04	0.00E+00	1.72E+04	1.38E+05	0.00E+00	1.38E+05	0.00E+00	0.00E+00	0.00E+00	0.00E+00	-4E+02
B7	1.90E+04	0.00E+00	1.90E+04	1.59E+05	0.00E+00	1.59E+05	0.00E+00	0.00E+00	0.00E+00	0.00E+00	7E+02
C1	0.00E+00	0.00E+00	0.00E+00	0.00E+00	0.00E+00	0.00E+00	0.00E+00	0.00E+00	0.00E+00	0.00E+00	0E+00
C2	0.00E+00	0.00E+00	0.00E+00	1.69E+00	0.00E+00	1.69E+00	0.00E+00	0.00E+00	0.00E+00	0.00E+00	0E+00
C3	0.00E+00	0.00E+00	0.00E+00	0.00E+00	0.00E+00	0.00E+00	0.00E+00	0.00E+00	0.00E+00	0.00E+00	0E+00
C4	5.32E-03	0.00E+00	5.32E-03	5.83E-01	0.00E+00	5.83E-01	0.00E+00	0.00E+00	0.00E+00	0.00E+00	-5E-04

Output Flows and Waste Categories								
Module	HWD (kg)	NHWD (kg)	HLRW (kg)	ILLRW (kg)	CRU (kg)	MFR (kg)	MER (kg)	EE (MJ)
Total	0.00E+00	1.12E+04	0.00E+00	0.00E+00	0.00E+00	0.00E+00	0.00E+00	0.00E+00
A1- A3	0.00E+00	1.73E+01	0.00E+00	0.00E+00	0.00E+00	0.00E+00	0.00E+00	0.00E+00
A4	0.00E+00	7.27E-02	0.00E+00	0.00E+00	0.00E+00	0.00E+00	0.00E+00	0.00E+00
A5	0.00E+00	1.05E+00	0.00E+00	0.00E+00	0.00E+00	0.00E+00	0.00E+00	0.00E+00
B1	0.00E+00	0.00E+00	0.00E+00	0.00E+00	0.00E+00	0.00E+00	0.00E+00	0.00E+00
B2	0.00E+00	7.79E+00	0.00E+00	0.00E+00	0.00E+00	0.00E+00	0.00E+00	0.00E+00
B3	0.00E+00	0.00E+00	0.00E+00	0.00E+00	0.00E+00	0.00E+00	0.00E+00	0.00E+00
B4	0.00E+00	9.72E+03	0.00E+00	0.00E+00	0.00E+00	0.00E+00	0.00E+00	0.00E+00
B5	0.00E+00	0.00E+00	0.00E+00	0.00E+00	0.00E+00	0.00E+00	0.00E+00	0.00E+00
B6	0.00E+00	2.76E+02	0.00E+00	0.00E+00	0.00E+00	0.00E+00	0.00E+00	0.00E+00
B7	0.00E+00	1.19E+03	0.00E+00	0.00E+00	0.00E+00	0.00E+00	0.00E+00	0.00E+00
C1	0.00E+00	0.00E+00	0.00E+00	0.00E+00	0.00E+00	0.00E+00	0.00E+00	0.00E+00
C2	0.00E+00	0.00E+00	0.00E+00	0.00E+00	0.00E+00	0.00E+00	0.00E+00	0.00E+00
C3	0.00E+00	0.00E+00	0.00E+00	0.00E+00	0.00E+00	0.00E+00	0.00E+00	0.00E+00
C4	0.00E+00	3.65E+00	0.00E+00	0.00E+00	0.00E+00	0.00E+00	0.00E+00	0.00E+00

Greenhouse Gas Emissions and Removals								
Module	BCRP	BCEP	BCRK	BCEK	BCEW	CCE	CCR	CWNR
	(kg CO2e)	(kg CO2e)	(kg CO2e)	(kgCO2e)	(kg CO2e)	(kg CO2e)	(kg CO2e)	(kg CO2e)
Total	0.00E+00	0.00E+00	1.33E-01	1.33E-01	0.00E+00	0.00E+00	0.00E+00	0.00E+00
A1- A3	0.00E+00	0.00E+00	1.33E-01	0.00E+00	0.00E+00	0.00E+00	0.00E+00	0.00E+00
A4	0.00E+00	0.00E+00	0.00E+00	0.00E+00	0.00E+00	0.00E+00	0.00E+00	0.00E+00
A5	0.00E+00	0.00E+00	0.00E+00	1.33E-01	0.00E+00	0.00E+00	0.00E+00	0.00E+00
B1	0.00E+00	0.00E+00	0.00E+00	0.00E+00	0.00E+00	0.00E+00	0.00E+00	0.00E+00
B2	0.00E+00	0.00E+00	0.00E+00	0.00E+00	0.00E+00	0.00E+00	0.00E+00	0.00E+00
B3	0.00E+00	0.00E+00	0.00E+00	0.00E+00	0.00E+00	0.00E+00	0.00E+00	0.00E+00
B4	0.00E+00	0.00E+00	0.00E+00	0.00E+00	0.00E+00	0.00E+00	0.00E+00	0.00E+00
B5	0.00E+00	0.00E+00	0.00E+00	0.00E+00	0.00E+00	0.00E+00	0.00E+00	0.00E+00
B6	0.00E+00	0.00E+00	0.00E+00	0.00E+00	0.00E+00	0.00E+00	0.00E+00	0.00E+00
B7	0.00E+00	0.00E+00	0.00E+00	0.00E+00	0.00E+00	0.00E+00	0.00E+00	0.00E+00
C1	0.00E+00	0.00E+00	0.00E+00	0.00E+00	0.00E+00	0.00E+00	0.00E+00	0.00E+00
C2	0.00E+00	0.00E+00	0.00E+00	0.00E+00	0.00E+00	0.00E+00	0.00E+00	0.00E+00
C3	0.00E+00	0.00E+00	0.00E+00	0.00E+00	0.00E+00	0.00E+00	0.00E+00	0.00E+00
C4	0.00E+00	0.00E+00	0.00E+00	0.00E+00	0.00E+00	0.00E+00	0.00E+00	0.00E+00

### Interpretation

Due to the high degree of value add within the faucet product manufacturing process, the Kohler Operations life cycle stage drives most of the environmental impact categories for maximum faucet products. Exceptions are products that are battery operated such as Metering Lavatory Faucet, where operational energy contributes to consumer use phase impacts dominate the product life cycle. Manufacturing impacts are primarily driven by energy (natural gas and electricity) use. Therefore, projects that improve energy efficiency have been and will continue to be a primary area of focus. Hardware accessories, especially those that contain metals such as brass and steel, also carry a greater contribution toward overall product environmental impact. Mass reduction and material substitution are areas of focus within the supplier operations portion of the product life cycle. Raw material and the product maintenance stages also tend to have significant impacts across certain impact categories.

Further increase in energy efficiency, decrease in process losses, and implementation of supplier sustainability requirements would be the best method to reduce overall environmental impacts. Kohler has direct control over the modes of transportation for raw materials and final products. Finding, vetting, and selecting more local suppliers and incorporating recycled content will further improve the environmental performance of these products. Where applicable, water use reduction efforts will see the greatest return on investment due primarily to the associated reduction in energy required to pump and treat this water. These efforts must be balanced against the product and product system's capacity to operate effectively when less water is available as a motive force.

## REFERENCES

- PCR Part A      UL Environment and Institute Bauen und Umwelt e.V., Königswinter (pub.): Product Category Rules for Construction Products from the range of Environmental Product Declarations of Institute Bauen und Umwelt (IBU). UL Environment, PCR for Building-Related Products and Services-Part A: Calculation Rules for the LCA and Req., ULE 10010 v.4.0, March 2022. General Information The UNSPSC code and the appropriate Construction Specifications Institute (CSI) / Construction Specifications Canadian (CSC) classification shall be identified for the product category covered by the Part B PCR.
- PCR Part B      UL Environment, PCR for Building-Related Products and Services-Part B: Kitchen and Bath Fixture Fittings and Accessory Products EPD Requirements UL 10010-28 v1.0 October 2020  
The Construction Specification Institute (CSI) Master format codes that cover the scope of this Part B include:
  - 15400 Plumbing Fixtures & Equipment
  - Corresponding Applicable UNSPSC codes include:
    - 301817 - Faucets or taps
    - 301818 - Faucet and shower heads, jets and parts and accessories
    - 311626 - Hooks
    - 471317 - Restroom supplies
    - 401416 - Valves
- ISO 14025      ISO 14025:2011-10, Environmental labels and declarations — Type III environmental declarations — Principles and procedures.
- ISO 14040      ISO 14040:2009-11, Environmental management — Life cycle assessment — Principles and framework
- ISO 14044      ISO 14044:2006-10, Environmental management — Life cycle assessment — Requirements and guidelines
- ISO 21930      Sustainability in buildings and civil engineering works — Core rules for environmental product declarations of construction products and services
- EN 15804      EN 15804:2012-04: Sustainability of construction works — Environmental Product Declarations — Core rules for the product category of construction product
- WaterSense®    US EPA, Office of Wastewater Management <http://www.epa.gov/watersense>
- ULE 2022      UL Environment, General Program Instructions, v2.7, 2022.
- OHSAS 18001    Occupational Health and Safety Management Systems - Requirements
- ISO 14001      Environmental Management Systems - Requirements with guidance for use
- ASME A112.19.2/CSA B45.1 Ceramic Plumbing Fixtures
- ADA            Americans with Disabilities Act - Standards for Accessible Design
- ICC/ANSI A117.1 International Code Council - Accessible and Usable Buildings and Facilities
- CSA B651      Accessible Design for Built Environment
- OBC            Ontario Building Code Section 3.8 - Barrier-Free Design
- ICES-003      Industry Canada, Interference Causing Equipment Standard 003 - Information Technology Equipment (ITE) - Limits and methods of measurement
- FCC part 15    Federal Communications Commission, Title 47, Part 15 - Radio Frequency Devices
- DOE-Energy Policy Act 1992 Department of Energy - Energy Policy Act 1992
- ASME A112.19.14      Six Liter Closets Equipped with a Dual Flushing Device
- ADA-Children's Environment ADA Standards for Accessible Design - Clause 604.9
- ASME A112.19.19-06      Vitreous China Nonwater Urinals
- GREENGUARD    UL Environment, <http://greenguard.org/en/index.aspx>