

**Vesper™ Midline Light  
GLB40MLSS3D Specification Sheet**

**FEATURES**

- Seamless, flush aesthetic
- Modular - combines with multiple cabinet lines
- Provides warm, ambient lighting
- Dimmable when paired with a compatible residential dimmer
- Energy efficient LEDs with an estimated life of 53,000 hours:

Kelvin	3000K
CRI	90+
R9 Value	60+
Delivered Lumens	260

**MATERIALS & CONSTRUCTION**

- Rust free anodized aluminum and glass construction
- Anodized aluminum base structure
- Quality polished edge mirror finish
- Built-in diffuser
- fully encased construction eliminates visibly exposed LEDs and electrical components
- Wired internally - Front access serviceability

**CODES & STANDARDS**


ETL certified for damp locations to:

- UL 1598
- CSA C22.2 No. 250.0

**DIMENSIONS**

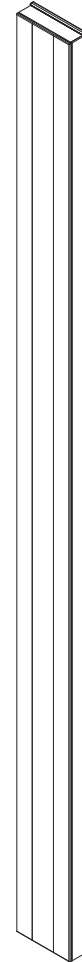
- Width: 2-3/4" (70 mm)
- Height: 39-3/8" (1000 mm)
- Depth: 4-5/8" (118 mm) When surface mounted  
15/16" (23 mm) When recessed

**MORE INFORMATION**

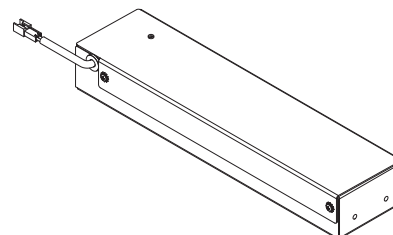


Scan the QR code to see the rough opening and electrical details found in the Vesper Dimmable Light installation instructions.

Use the camera app on your mobile device to look at this QR code. This will allow you to quickly access web pages and other relevant documents.



Included Electrical Enclosure (Power Supply):



**MODEL NUMBER KEY**

	<u>WIDTH</u>	<u>HEIGHT</u>	<u>DESIGN</u>	<u>QTY OF LIGHTS</u>	<u>BODY COLOR</u>	<u>COLOR TEMP</u>	<u>LED Engine</u>
GL	B = 2-3/4"	40 = 39-3/8"	M = Midline	S = Single Light	S = Silver	3 = 3000K	D = Dimmable

**OPTIONS**

- Other widths / heights / light designs available
- Accessories:
  - 4' (1.2 M) Extension Cable (GLACABLE4)

**INSTALLATION OPTIONS**

- Compatible Mounting Kits (Single Cabinet):
  - Surface Mount Kit (P2SMKIT40D4P)
- Gangs between multiple cabinets via:
  - Surface Mount Ganging Kit (P2SM-GKIT40D4P)
  - Recessed Ganging Kit (P2RMGKIT)
- Compatible with M Reserve, Profiles, and PL Portray
- **Recessed Mount Rough Opening:**  
**Cabinet RO W + 2-3/4" W per light x 38-5/8" H**  
**(Cabinet RO W + 70 mm W per light x 982 mm H)**

