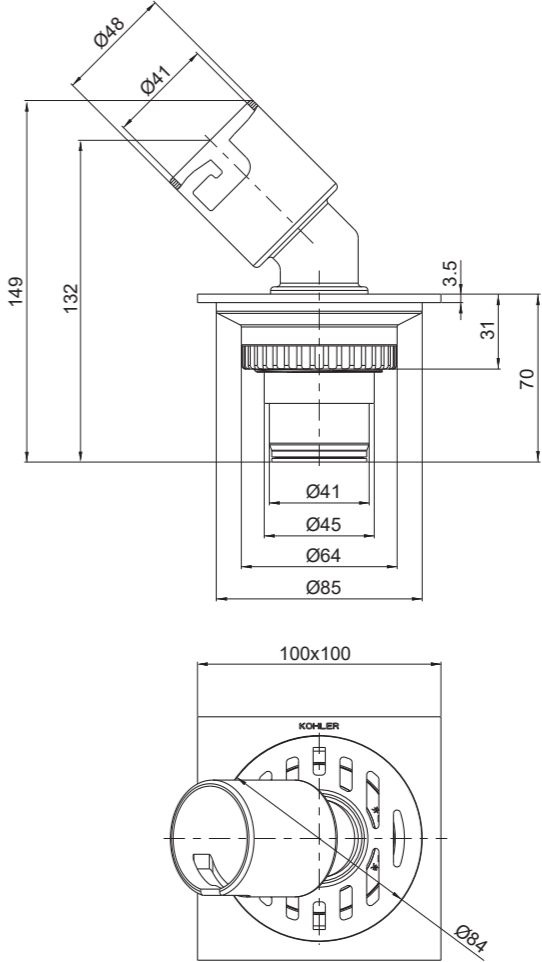


KOHLER®

INSTALLATION INSTRUCTIONS

安装说明书

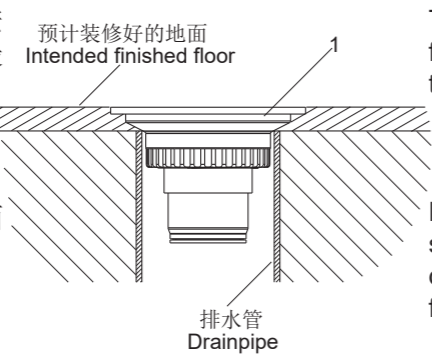
Washing Machine Drain

R45966T-B    45966T-B    普通洗衣机地漏	
安装之前	BEFORE YOU BEGIN
<p>所有的资料是按最新出版的产品资料编写而成。科勒公司保留任何时候不经通知即可改变产品特性、包装或产品可供类型的权利。</p> <p>说明书包括重要的安装、保养及清洁方面的内容，请把这些资料交给用户阅读。</p> <p><b>注意事项：</b></p> <p>1. 遵守当地管路安装条例。</p> <p>2. 根据安装尺寸，预留地下排水管。</p> <p>3. 产品密封方式：机械密封式。</p>	<p>All information is based on the latest product information available at the time of publication. Kohler Co. reserves the right to make changes in product characteristics, packaging, or availability at any time without notice.</p> <p>Please leave these instructions for the consumer. They contain important information.</p> <p><b>NOTES:</b></p> <p>1. Observe all local plumbing codes.</p> <p>2. According to rough-in dimensions, drain stub-out should be prearranged in the floor.</p> <p>3. Product sealing method: mechanical seal.</p>
安装尺寸	ROUGH-IN DIMENSIONS
	

安装步骤

INSTALLATION

为确保排水顺利，此地面排水地漏安装位置必须是整个装修好的地面的最低点。

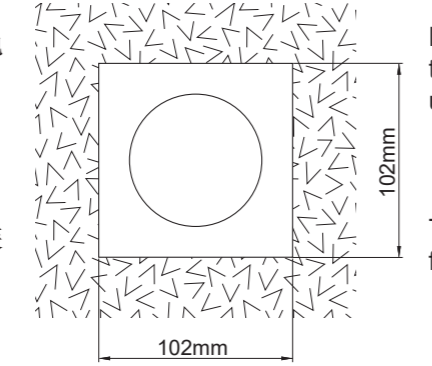


To drain easily, the mounting position of floor drain must be at the lowest area of the whole finished floor.

根据排水管的直径和预计装修好地面的高度，决定排水管的预留高度。

Determine the height of prearranged stub-out according to the diameter of drain pipe and the height of intended finished floor.

按照确定的安装高度，找正，安装地漏本体(1)。用水泥填充周围空隙。



Mount the floor drain body(1) according to the determined height. Position it. Fill up the interspace around it with cement.

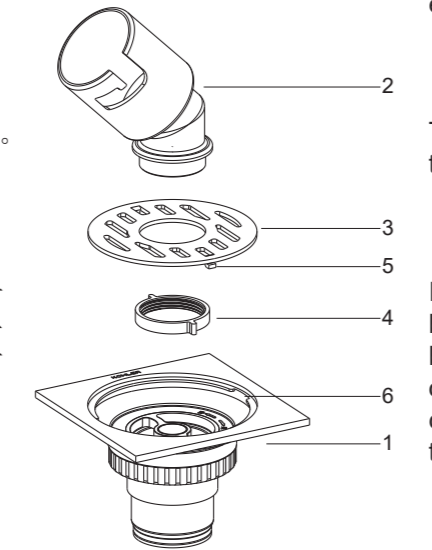
在地砖上开孔如图所示，将地砖铺装好。

The size of opening on the tile is as the figure shown. Lay the tile.

用水泥填充地漏与瓷砖间隙，去除多余水泥。

Fill up the gap between the floor drain and tile with cement. Remove any excess cement.

将弯管(2)穿过盖板(3)，用螺母(4)锁紧。



Tighten the tube(2) into the nut(4) through the cover(3).

将盖板底部的凸起(5)和地漏缺口(6)对准，将弯管和盖板装入地漏并旋转一定角度，使弯管朝向洗衣机排水管方向。

Insert the tube and cover into the drain body, and make sure the bulge(5) in the bottom of the cover align with the slot(6) of the drain body, then turn them in a certain angle, to make the tube towards to the drain-pipe of washing machine.

清洗说明

CLEANING INSTRUCTIONS

适用于所有加工处理过的表面：以中性肥皂水清洗镀层表面，再以干净的软布彻底擦干整个表面，许多清洁剂，比如氨水、去污粉及洁厕灵等，会对电镀表面造成伤害，切忌使用。

All Finishes: Clean the finish with mild soap and warm water. Wipe entire surface completely dry with clean soft cloth. Many cleaners may contain chemicals, such as ammonia, chlorine, toilet cleaner etc. which could adversely affect the finish and are not recommended for cleaning.

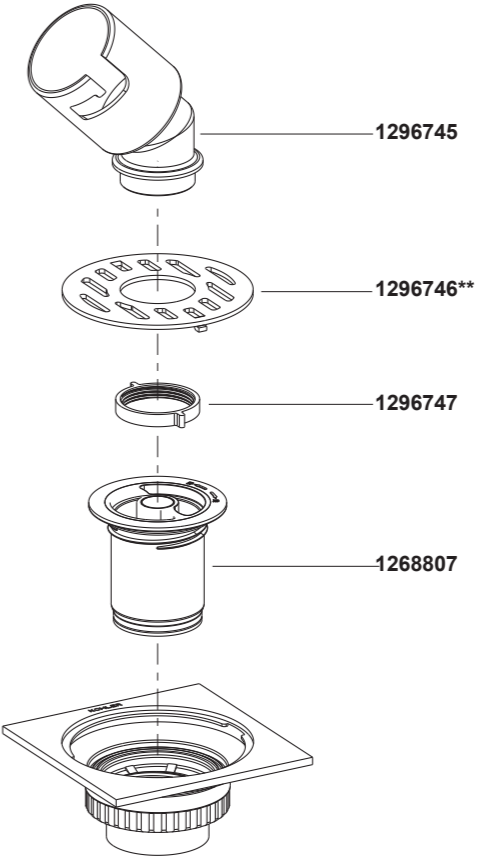
有磨损性的清洁用具或清洁剂也不可使用时科勒牌的水龙头及其配件上。

Do not use abrasive cleaners or solvents on Kohler faucets and fittings.

KOHLER®  
SERVICE PARTS  
零件图

Washing Machine Drain

R45966T-B 45966T-B 普通洗衣机地漏



\*\*订购时请说明颜色编号  
\*\*Color code must be specified when ordering