



# Deluxe

70" H sliding shower door with 1/8"-thick glass  
**572115-3G06**

### Features

- Reversible top track and towel bar allow a choice between rounded or accented design
- Tempered glass ensures enhanced safety and durability
- Continuous guide mechanism for smooth, quiet sliding action and easy cleaning

### Material

- Framed, 1/8" (3 mm) thick Rain tempered glass
- Anodized aluminum prevents rust and corrosion

### Installation

- Fits opening widths 54-3/8" - 59-3/8" (1381 - 1508 mm)
- 70" (1778 mm) high, with 67-3/4" (1721 mm) minimum head clearance
- 3/8" (10-mm) out-of-plumb adjustability on each side simplifies installation
- Door can be installed to open to the left or right to suit your bathroom layout
- For residential use only
- Not for use in hospitality



### Codes/Standards


ANSI Z97.1  
CAN/CGSB-12.1  
CPSC 16CFR 1201

### STERLING® Bath and Shower Doors Five-Year Limited Warranty

See website for detailed warranty information.

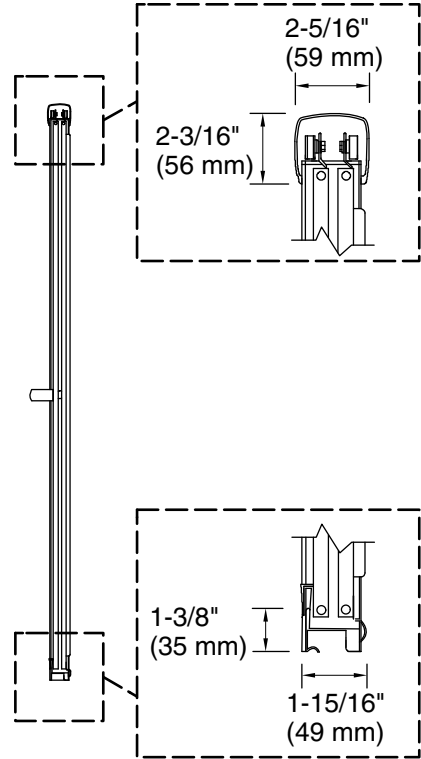
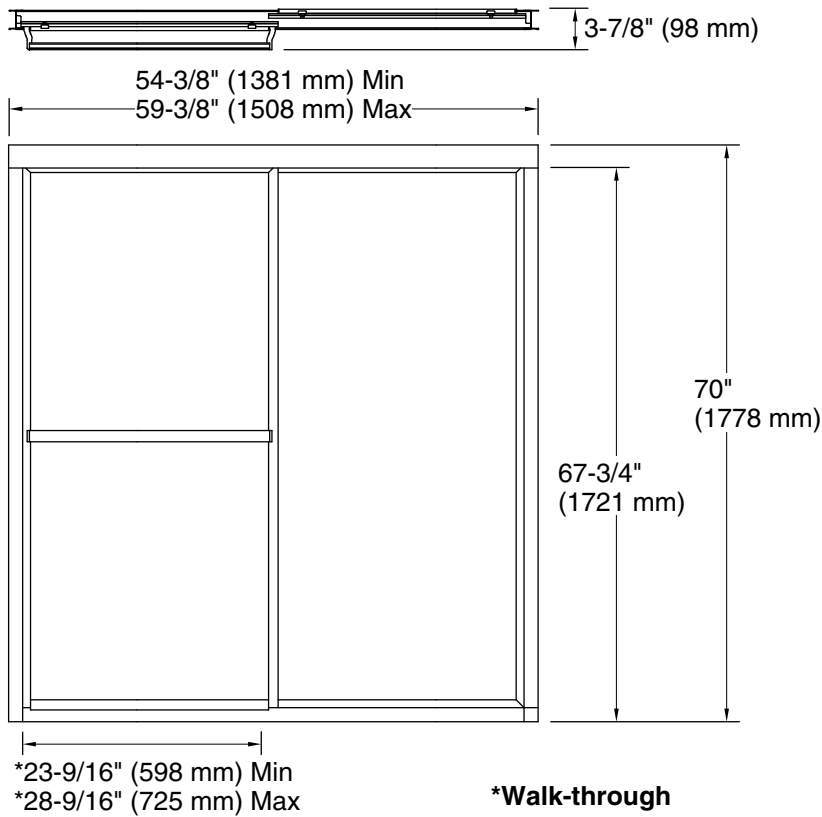
### Available Colors/Finishes

*Color tiles intended for reference only.*

Color	Code	Description
	S	Silver

### Available Glass Options

Code	Description
G06	Rain



**Technical Information**

All product dimensions are nominal.

- Base-To-Wall 1/2" (13 mm)
- Radius – Max:
- Shower Ledge Min 1-7/8" (48 mm)
- Flat:
- Shower Wall Min 2-5/16" (59 mm)
- Flat:

**Notes**

The vertical opening should be a minimum of 71-1/2" (1816 mm) to allow for installation clearance.