



ANN SACKS

KELLY WEARSTLER

ANN SACKS®

KELLY WEARSTLER

“When designing a space,
select elements that have
their own distinct voice yet
interplay cohesively to curate
a singular environment.”

– KELLY WEARSTLER







CONTENTS

6 | KELLY WEARSTLER

ABOUT7

8 | LIAISON

IN-STOCK14

CUSTOM22

28 | SCOUT MADE BY ANN SACKS

34 | SENSO MADE BY ANN SACKS

40 | TABLEAU MADE BY ANN SACKS

50 | GEM

62 | MAVEN

74 | *Designing with* KELLY WEARSTLER

LIAISON PALETTE76

MADE BY ANN SACKS STONEWARE
AND EARTHENWARE PALETTES78

MAVEN PALETTE80

SHOWROOMS AND ACKNOWLEDGMENTS.....85







Kelly Wearstler is an award-winning American designer creating elevated and experiential environments. Through her distinctive multifaceted design approach, she curates a wealth of sensory-layered experiences into every space, honoring history, location and architecture while infusing an evocative exploration of materiality, color and form. Wearstler's intuitive juxtapositions of the contemporary and vintage, architectural and organic, graphic and instinctual, inform and define her transformative worlds within worlds.

“My tile and stone collections embody a variance of moods and textures that create naturally connective and spirited compositions.”

– KELLY WEARSTLER

A deep affinity for engaging textures and dimensional surfaces is signature to Wearstler's work and her evolution of tile and stone designs in collaborative partnership with Ann Sacks. Wearstler interprets her iconic graphic motifs and anomalous, organic expressions in ceramic, encaustic, stone mosaic and marble through the indelible precision, high craftsmanship and quality intrinsic to Ann Sacks.

Created in factories as local as Portland, Oregon, and Ojai, California, and around the world, this ever-expanding collection of designs provides an exceptional breadth of materiality and exclusive access to a curation of designer styles that evokes the unexpected in the most extraordinary of ways.





LIAISON





LIAISON

The textural layers of timeless beauty inherent in natural stone are modernized with graphic patterns and vibrant sweeps of color in **Liaison**. An imaginative curation of marble, travertine, limestone, onyx and granite designs, Liaison evokes classic architectural environments infused with the immersive wonderlands of Wearstler's expression.

“The visual texture and timeless beauty of marble draw me to natural stone time and time again in my work.”

- KELLY WEARSTLER

With contrasting palette options, geometric silhouettes and captivating visual textures, this striking collection is uniquely tailored to creating variances of depth and singular compositions in any space. Two new introductions, **Linqs** and **Tuxedo Check**, add to the remarkable design possibilities, with bold elliptical and striped geometric patterns that bring distinctive symmetries to the mix with profound and playful statements.





LIAISON

In-Stock Designs



A.




B.



C.



D.



E.

A. TUXEDO CHECK 12" x 12" in White Blend

B. TUXEDO CHECK 12" x 12" in Mixed Blend

C. TUXEDO CHECK 12" x 12" in Black Blend

D. LINQS 24" x 36" in Travertine Blend

E. LINQS 24" x 36" in Statuary Blend

* Mosaic sheets not shown to scale.

MATERIAL Stone.

COLOR Liaison by Kelly Wearstler is available in 13 inventoried stone blends and is fully customizable in a robust palette of natural stones in honed, polished or textured finishes.

Facing Page: Liaison, Tuxedo Check 12" x 12" mosaic in Mixed Blend. Previous Page: Liaison, Mulholland Large 19" x 19" mosaic in Verde Blend.


RECOMMENDED USE AND REQUIREMENTS Suitable for indoor wall and flooring applications. Please see Ann Sacks slip resistance and wet flooring application statement to determine usage in a wet area. Outdoor use subject to climate and method of installation.





LIAISON

In-Stock Designs



A.



B.



C.



D.



E.



F.



G.

- A. DOHENY SMALL 9" x 11" in Ebony Blend
- B. DOHENY SMALL 9" x 11" in Charcoal Blend
- C. DOHENY LARGE 14" x 16" in Ebony Blend
- D. DOHENY LARGE 14" x 16" in Charcoal Blend
- E. OBELISQUE 16" x 16" in Lilac Thassos Blend
- F. BENEDICT LARGE 16" x 14" in Bardiglio Blend
- G. BENEDICT LARGE 16" x 14" in Bianco Blend

* Mosaic sheets not shown to scale.

MATERIAL Stone.

COLOR Liaison by Kelly Wearstler is available in 13 inventoried stone blends and is fully customizable in a robust palette of natural stones in honed, polished or textured finishes.

Facing Page: Liaison, Doheny Small 9" x 11" mosaic in Ebony Blend.


RECOMMENDED USE AND REQUIREMENTS Suitable for indoor wall and flooring applications. Please see Ann Sacks slip resistance and wet flooring application statement to determine usage in a wet area. Outdoor use subject to climate and method of installation.

LIAISON

In-Stock Designs



A.



B.



C.



D.



E.



F.



G.

- A. ELM LARGE 16" x 16" in Charcoal Blend
- B. ELM LARGE 16" x 16" in Ebony Blend
- C. MULHOLLAND SMALL 9" x 9" in Noir Blend
- D. MULHOLLAND SMALL 9" x 9" in Silver Blend
- E. MULHOLLAND LARGE 19" x 19" in Verde Blend
- F. MULHOLLAND LARGE 19" x 19" in Noir Blend
- G. MULHOLLAND LARGE 19" x 19" in Silver Blend

* Mosaic sheets not shown to scale.

MATERIAL Stone.

COLOR Liaison by Kelly Wearstler is available in 13 inventoried stone blends and is fully customizable in a robust palette of natural stones in honed, polished or textured finishes.

Facing Page: Liaison, Elm Large 16" x 16" mosaic in Charcoal Blend.

RECOMMENDED USE AND REQUIREMENTS Suitable for indoor wall and flooring applications. Please see Ann Sacks slip resistance and wet flooring application statement to determine usage in a wet area. Outdoor use subject to climate and method of installation.









LIAISON

Custom Designs



A.




B.



C.



D.



E.



F.



G.

- A. CANON 12" x 12" in Ebony Blend
 - B. CANON 12" x 12" in Charcoal Blend
 - C. CANON LARGE 9" x 14" in Charcoal Blend
 - D. ELM SMALL 8" x 8" in Charcoal Blend
 - E. ELM SMALL 8" x 8" in Ebony Blend
 - F. LAUREL Custom size and Blend
 - G. HILLCREST Custom size and Blend
- * Mosaic sheets not shown to scale.

MATERIAL Stone.

COLOR Liaison by Kelly Wearstler is available in 13 inventoried stone blends and is fully customizable in a robust palette of natural stones in honed, polished or textured finishes.

Facing Page: Liaison, Hillcrest mosaic in custom fit and blend. Previous Page: Liaison, Solano Large 12" x 12" mosaic in Arabescato Blend.


RECOMMENDED USE AND REQUIREMENTS Suitable for indoor wall and flooring applications. Please see Ann Sacks slip resistance and wet flooring application statement to determine usage in a wet area. Outdoor use subject to climate and method of installation.

LIAISON

Custom Designs



A.



B.



C.



D.



E.



F.

- A. REXFORD LARGE 16" x 16" in Charcoal Blend
 - B. REXFORD SMALL 12" x 12" in Charcoal Blend
 - C. CLEMENTE SMALL 12" x 13" in Zebrino Blend
 - D. CLEMENTE SMALL 12" x 13" in Blanc Blend
 - E. GARDE 16" x 20" in Nero Zebrino Blend
 - F. PALM in Custom size and blend
- * Mosaic sheets not shown to scale.

MATERIAL Stone.

COLOR Liaison by Kelly Wearstler is available in 13 inventoried stone blends and is fully customizable in a robust palette of natural stones in honed, polished or textured finishes.

Facing Page: Liaison, Garde 16"x20" mosaic in Nero Zebrino Blend.


RECOMMENDED USE AND REQUIREMENTS Suitable for indoor wall and flooring applications. Please see Ann Sacks slip resistance and wet flooring application statement to determine usage in a wet area. Outdoor use subject to climate and method of installation.





LIAISON

Custom Designs



A.



B.



C.




D.




E.




F.



G.



H.



I.

- A. LAFAYETTE SMALL 14" x 14" in Gris Blend
- B. LAFAYETTE SMALL 14" x 14" in Statuary Blend
- C. LAFAYETTE LARGE 19" x 28" in Gris Blend
- D. LAFAYETTE LARGE 19" x 28" in Statuary Blend
- E. SOLANO LARGE 12" x 12" in Arabescato Blend
- F. SOLANO LARGE 12" x 12" in Grigio Blend
- G. SOLANO SMALL 12" x 12" in Noir Blend
- H. SOLANO SMALL 12" x 12" in Arabescato Blend
- I. SOLANO SMALL 12" x 12" in Verde Blend

* Mosaic sheets not shown to scale.

MATERIAL Stone.

COLOR Liaison by Kelly Wearstler is available in 13 inventoried stone blends and is fully customizable in a robust palette of natural stones in honed, polished or textured finishes.

Facing Page: Liaison, Solano Small 12"x12" mosaic in Arabescato Blend.

RECOMMENDED USE AND REQUIREMENTS Suitable for indoor wall and flooring applications. Please see Ann Sacks slip resistance and wet flooring application statement to determine usage in a wet area. Outdoor use subject to climate and method of installation.





SCOUT



SCOUT

MADE BY ANN SACKS™

Scout pushes boundaries with singularly ornamental linear, geometric and curvaceous shapes in variance of scale that bring an extraordinary dimensional texture to a space.

“A full-bodied spectrum of dimension is interwoven with a sense of freedom in modern ceramic art. It makes a space truly come to life.”

– KELLY WEARSTLER

Inspired by modern ceramicists, this new MADE by ANN SACKS collection embraces Wearstler’s curation of the freehand-crafted, artisanal material. Gravitating to the eye and hand, this exquisitely refined range of custom glazed and distinctly spirited patterns connects in compelling symmetries, as a defining border or an engaging matrix that resonates with surprise.

SCOUT



A.



B.




C.




D.



E.



G.



F.



H.

- A. ODE A 3" x 9"
- B. ODE B 3" x 9"
- C. ODE C 3" x 9"
- D. ODE D 3" x 9"
- E. ERGO B 3" x 9"
- F. PROSE A 4" x 4"
- G. ERGO A 9" x 9"
- H. PROSE B 2" x 4"

MATERIAL Stoneware.


COLOR Available in all MADE by ANN SACKS Stoneware glazes.

*Field tiles shown in New Spiced Ginger Gloss G2013.
Facing Page: Scout, Ode A, B 3"x9" field in Static Matte M2075.*

RECOMMENDED USE AND REQUIREMENTS

Suitable for all indoor vertical applications, including shower walls. Not recommended for outdoor use in freeze/thaw climates.







SENSO





SENSO

MADE BY ANN SACKS™

Senso articulates geometric and linear motifs in subtle, repetitive meditations. Inspired by Wearstler's affinity for artisanal plaster and its remarkable intricacies and dimensional points of interest, these new designs convey the beauty of plaster with the strength and unique flexibility of stoneware.

“Plaster has such a beautiful hand quality. It is a favorite application for subtle yet standout features in an interior and an inspiration for my versatile stoneware designs.”

– KELLY WEARSTLER

Crafted with time-honored precision in all stoneware glazes, the four intriguing graphic patterns work collectively as a highly personalized, visionary canvas and on their own in a decorative dialogue with light.



SENSO




A.



B.



C.



D.

- A. ALISO 4" x 4"
- B. MOTTI 4" x 4"
- C. OBLIQUE 4" x 4"
- D. OTTO 4" x 4"

MATERIAL Stoneware.

COLOR Available in all MADE by ANN SACKS Stoneware glazes.

Field tiles shown in Flannel Matte M2017.

Facing Page: Senso, Otto 4"x4" field in Steelhead Matte M2076.

RECOMMENDED USE AND REQUIREMENTS

Suitable for all indoor vertical applications, including shower walls. Not recommended for outdoor use in freeze/thaw climates.





TABLEAU



TABLEAU

MADE BY ANN SACKS™

Wearstler's signature architectural and graphic-inspired designs serve as the dynamic foundation for **Tableau**, a series of six distinguished styles made especially for creating spectacularly imaginative spaces. Referencing the designer's iconic ruched leather furniture and the enveloping, painterly graphic crescent pattern of her renowned wallcovering and fabric collections, these handmade-in-Portland tiles interpret her evocative designs with exacting detail.

“Strength is inherent in an architectural line. When you add movement and variants of texture, this potent energy suddenly commands even greater attention.”

— KELLY WEARSTLER


Each body's articulate surface, available in 36 stoneware colors and 54 in earthenware, reflects a deep hand quality in a brilliant interplay of texture, line and glaze, allowing for an artful one-of-a-kind presence.







TABLEAU



A.




B.



C.



D.



E.



F.

A. CRESCENT FIELD 9" x 9" **B. CRESCENT DECO** 9" x 9"
C. HORIZON 1 9" x 9" **D. HORIZON 2** 9" x 9"
E. REEF 9" x 9" **F. COASTAL** 9" x 9"
MATERIAL Earthenware and Stoneware.


COLOR Available in all MADE by ANN SACKS Earthenware and Stoneware glazes.
Field tiles shown in White Shimmer Matte M2020.
Facing Page: Tableau, Horizon I, II 9" x 9" Field in Kuo Black Pearl Gloss G2032. Previous Page: Tableau Crescent Deco 9" x 9" Field in White Shimmer Matte M2020.
Next Page: Tableau, Horizon I, II 9" x 9" Field in New Mercury Gloss G2003.

RECOMMENDED USE AND REQUIREMENTS Suitable for all indoor vertical wall applications, including shower walls. Earthenware not suitable for outdoor use. Stoneware not recommended for outdoor use in freeze/thaw climates. Crackle and transparent glazes not recommended for wet areas. Crackle glazes must be sealed.









GEM



GEM

Wearstler's deep admiration for the alluring beauty of encaustic tiles informed her choice of including this revered art in her collection of designs with Ann Sacks. Aptly named **Gem** in homage to the striking ornamental appearance and historic tradition of encaustic tile making, the nine designs capture the unique visual presence of artful, modern reliefs transposed onto a hand-fashioned alchemy of cement, sand, ground marble and pigment.

“I collect encaustic tiles and have long admired their artistry. Exploring time-honored tile making and reinterpreting traditional techniques through a modern lens is so inspiring.”


– KELLY WEARSTLER

Dual-tone linework is reminiscent of linocut prints while heavy brushstrokes and abstract geometries give decorative texture and visual interest through a neutral palette of layered, matte color. Sophisticated authenticity in its making infuses this collection with a treasured patina reflective of the time-honored craft.









GEM



A.



B.



C.



D.



E.




F.



G.



H.



I.



J.

A. CABAL 8" x 8" in Pink **B.** CABAL 8" x 8" in Sky
C. CABAL 8" x 8" in Cloud **D.** SYNTAX 8" x 8" in Peach
E. SYNTAX 8" x 8" in Arctic **F.** SYNTAX 8" x 8" in Stone
G. ARRAY 8" x 8" in Blue **H.** ARRAY 8" x 8" in Salmon
I. MODE 8" x 8" in Sterling **J.** MODE 8" x 8" in Rose
MATERIAL Concrete.

COLOR Available in 16 inventoried blends.
Facing Page: Gem, Syntax 8" x 8" Field in Arctic.
Previous Page: Gem, Elope 8" x 8" Field in Azure.

RECOMMENDED USE AND REQUIREMENTS Suitable for all indoor wall and flooring applications. Outdoor use subject to climate and method of installation. Exterior applications may experience some fading

over time due to UV exposure — more obvious in dark colors. Please see Ann Sacks slip resistance and flooring statement to determine usage in a wet area. Caution recommended for use in wet areas as exposure to water may cause efflorescence. Caution recommended for kitchen or bathroom areas as finish may etch where acidic substances or cleaners are frequently used and may be susceptible to oil staining.

GEM




A.




B.



C.



D.



E.



F.



G.



H.



I.

- A. ARCHETYPE I 8" x 8" in Midnight Ocean
- B. ARCHETYPE II 8" x 8" in Midnight Ocean
- C. ARCHETYPE III 8" x 8" in Midnight Ocean
- D. ARCHETYPE I 8" x 8" in White Steel
- E. ARCHETYPE II 8" x 8" in White Steel
- F. ARCHETYPE III 8" x 8" in White Steel
- G. PLAIN 8" x 8" in Oatmeal H. PLAIN 8" x 8" in Ebony
- I. PLAIN 8" x 8" in Azure

MATERIAL Concrete.

COLOR Available in 16 inventoried blends.

Facing Page: Gem, Archetype I, II, III 8"x8" field in White Steel.

RECOMMENDED USE AND REQUIREMENTS Suitable for all indoor wall and flooring applications. Outdoor use subject to climate and method of installation.

Exterior applications may experience some fading over time due to UV exposure — more obvious in dark colors. Please see Ann Sacks slip resistance and flooring statement to determine usage in a wet area. Caution recommended for use in wet areas as exposure to water may cause efflorescence. Caution recommended for kitchen or bathroom areas as finish may etch where acidic substances or cleaners are frequently used and may be susceptible to oil staining.





GEM




A.



B.




C.



D.



E.



F.



G.



H.



I.

A. ELOPE 8" x 8" in Azure **B. ELOPE** 8" x 8" in Ebony
C. ELOPE 8" x 8" in Oatmeal **D. EVOKE** 8" x 8" in Azure
E. EVOKE 8" x 8" in Ebony **F. EVOKE** 8" x 8" in Oatmeal
G. SWELL 8" x 8" in Azure **H. SWELL** 8" x 8" in Ebony
I. SWELL 8" x 8" in Ivory
MATERIAL Concrete.

COLOR Available in 16 inventoried blends.
Facing Page: Gem, Elope 8" x 8" Field in Ebony.

RECOMMENDED USE AND REQUIREMENTS Suitable for all indoor wall and flooring applications. Outdoor use subject to climate and method of installation. Exterior applications may experience some fading over time due to UV exposure — more obvious

in dark colors. Please see Ann Sacks slip resistance and flooring statement to determine usage in a wet area. Caution recommended for use in wet areas as exposure to water may cause efflorescence. Caution recommended for kitchen or bathroom areas as finish may etch where acidic substances or cleaners are frequently used and may be susceptible to oil staining.





MAVEN

MAVEN

Infused with Wearstler's ever-long passion for repetitive graphic patterns and her iconic use of black and white motifs in her design work, the energized dialogue between striated lines, geometric shapes and negative space generates an alluring tension of musical quality.

“Clean, crisp and sophisticated, Maven is the perfect palette for bold and imaginative expressions.”

– KELLY WEARSTLER

Handcrafted in the *cuerda seca* tradition of tile making originally from Spain, dry lines are screen printed and hand-painted on ceramic to achieve an intriguing, embossed finish that embodies the spirited sophistication of the designs. A further exploration of artful lines in multidimensional contrast with a single-hued body is available in an array of considered colors and alluring finishes for custom interplay with black, white or grey.







MAVEN




A.



B.




C.



D.




E.




F.



G.



H.



I.



J.



K.



L.



M.



N.



O.

- A. CONCENTRIC 8" x 8" in Matte White with Black Dryline
- B. CONCENTRIC 8" x 8" in Obsidian with White Dryline
- C. CONCENTRIC 8" x 8" in Grey with White Dryline
- D. ESKER 8" x 8" in Matte White with Black Dryline
- E. ESKER 8" x 8" in Obsidian with White Dryline
- F. ESKER 8" x 8" in Grey with White Dryline
- G. VORTEX 8" x 8" in Matte White with Black Dryline
- H. VORTEX 8" x 8" in Obsidian with White Dryline
- I. VORTEX 8" x 8" in Grey with White Dryline
- J. DUNE 8" x 8" in Matte White with Black Dryline

- K. DUNE 8" x 8" in Obsidian with White Dryline
 - L. DUNE 8" x 8" in Grey with White Dryline
 - M. GREEK KEY 8" x 8" in Matte White with Black Dryline
 - N. GREEK KEY 8" x 8" in Obsidian with White Dryline
 - O. GREEK KEY 8" x 8" in Grey with White Dryline
- MATERIAL** Cuerda Seca Ceramic.
Facing Page: Maven Dune 8" x 8" field in Matte White with Black Dryline. Previous Page: Maven Esker 8" x 8" field in Matte White with Black Dryline.

RECOMMENDED USE AND REQUIREMENTS Suitable for all indoor wall and light duty, residential flooring applications. Matte colors are better for flooring than gloss colors as gloss colors may scratch. Outdoor use subject to climate and method of installation. Suitable for fountains and pools; however it is recommended that gloss glazes be used for these applications, as the matte glazes tend to be harder to clean. Please see Ann Sacks slip resistance and wet flooring application statement to determine usage in a wet area.





MAVEN



A.



B.



C.



D.



E.



F.



G.



H.




I.



J.



K.



L.

- A. SOLSTICE I 8" x 8" in Matte White with Black Dryline
- B. SOLSTICE I 8" x 8" in Obsidian with White Dryline
- C. SOLSTICE I 8" x 8" in Grey with White Dryline
- D. SOLSTICE II 8" x 8" in Matte White with Black Dryline
- E. SOLSTICE II 8" x 8" in Obsidian with White Dryline
- F. SOLSTICE II 8" x 8" in Grey with White Dryline
- G. SOLSTICE III 8" x 8" in Matte White with Black Dryline
- H. SOLSTICE III 8" x 8" in Obsidian with White Dryline
- I. SOLSTICE III 8" x 8" in Grey with White Dryline

- J. CANYON 8" x 8" in Matte White with Black Dryline
- K. CANYON 8" x 8" in Obsidian with White Dryline
- L. CANYON 8" x 8" in Grey with White Dryline

MATERIAL Cuerda Seca Ceramic.
Facing Page: Maven Canyon 8" x 8" field in Palm with Black Dryline.

RECOMMENDED USE AND REQUIREMENTS Suitable for all indoor wall and light duty, residential flooring

applications. Matte colors are better for flooring than gloss colors as gloss colors may scratch. Outdoor use subject to climate and method of installation. Suitable for fountains and pools; however it is recommended that gloss glazes be used for these applications, as the matte glazes tend to be harder to clean. Please see Ann Sacks slip resistance and wet flooring application statement to determine usage in a wet area.


MAVEN



A.




B.



C.



D.



E.



F.




G.




H.




I.



J.



K.



L.

- A. ZUMA 8"x 8" in Matte White with Black Dryline
- B. ZUMA 8"x 8" in Obsidian with White Dryline
- C. ZUMA 8"x 8" in Grey with White Dryline
- D. ISLANDER 8"x 8" in Matte White with Black Dryline
- E. ISLANDER 8"x 8" in Obsidian with White Dryline
- F. ISLANDER 8"x 8" in Grey with White Dryline
- G. SUNSET 8"x 8" in Matte White with Black Dryline
- H. SUNSET 8"x 8" in Obsidian with White Dryline
- I. SUNSET 8"x 8" in Grey with White Dryline

- J. OJAI 8"x 8" in Matte White with Black Dryline
- K. OJAI 8"x 8" in Obsidian with White Dryline

- L. OJAI 8"x 8" in Grey with White Dryline

MATERIAL Cuerda Seca Ceramic.

Facing Page: Maven Ojai 8"x8" field in Matte White with Black Dryline.

RECOMMENDED USE AND REQUIREMENTS Suitable for all indoor wall and light duty, residential flooring

applications. Matte colors are better for flooring than gloss colors as gloss colors may scratch. Outdoor use subject to climate and method of installation. Suitable for fountains and pools; however it is recommended that gloss glazes be used for these applications, as the matte glazes tend to be harder to clean. Please see Ann Sacks slip resistance and wet flooring application statement to determine usage in a wet area.





Designing With

KELLY WEARSTLER

Ann Sacks presents the signature expressions of Kelly Wearstler in a highly customizable and expansive collection of tile and stone designs created for every interior environment. Paying homage to the internationally renowned designer's vast body of work and her interpretive lens on beauty, her partnership with Ann Sacks embodies six distinctive collections incorporating a wealth of patterns, colors, materiality, unique textures and artful silhouettes. Each collection offers an extraordinary number of specifications and design possibilities to suit a diversity of rooms and styles.

“Every moment in an interior
is an opportunity for
a lasting experience.”

– KELLY WEARSTLER

Readily access Kelly Wearstler's curations with Ann Sacks in both custom and in-stock preferences. Download specification details and further information with a scan of the QR code below.



LIAISON

Custom Stone Offerings



White Thassos



Naxos




Luna White



Statuary White



Calacatta Borghini



Arabescato



Eastern White



Bianco Carrara



Calacatta Oro



Calacatta Zebrino



Biancone



Myra Beige



White Limestone



Athens Silver Cream



Beige Limestone




Crema Marfil



Botticino



Travertino Light




Travertino Dark



Emparador Light



Gascogne Blue




Athens Grey



Montagna d'Argento



Dark Cinder Grey



Green Galaxy

PLEASE NOTE: Liaison by Kelly Wearstler is available in 13 inventoried stone blends and is fully customizable in a robust palette of natural stones in honed, polished or textured finishes. Please work with your showroom associate to place your custom order.

LIAISON

Custom Stone Offerings



Dark China Blue



Luxor Grey



Elysium



Lilac



Blue Celeste



Blue Macauba



Bardiglio Imperial



Ming Green



Chinese Verde
Luna



Verde



Grey Foussana



Inca Gold



Meli Brown



Travertino Red



Lagos Azul



Seagrass



Gold Coffee



Emparador Dark



Rubicon



Blue Limestone



Silver Ebru



Nero Marquina



Mongolian Black



Absolute Zero

STONEWARE GLAZES

Tableau / Senso / Scout



White Shimmer
Matte M2020



Ice Gloss
G2009




Ice Matte
M2030



Mineral Matte
M2023



Cotton Gloss
G2006



Cotton Matte
M2022



New Spiced Ginger
Gloss G2013



Flannel Matte
M2017



New Fog Gloss
G2008



Malt Gloss
G2011



Kuo Ecu Gloss
G2035



Blue Mist Matte
M2015



Steelhead Matte
M2076



Blue Galena
Gloss G2050



Georgia Peach
Matte M2074




Dusty Rose Gloss
G2067




Kuo Lake Gloss
G2033



New Reflection
Gloss G2004



Vert Gloss
G2066




Basil Matte
M2065



New Lagoon
Gloss G2010



Aventurine
Matte M2051



Lupine Gloss
G2072



Lapis Gloss
G2073



Static Matte
M2075




Antique Mirror
Gloss G2005




New Mercury
Gloss G2003



Dark Alloy Matte
M2042



Kuo Black Pearl
Gloss G2032




Chalkboard
Matte M2077



Jackpot Gloss
G2071



Root Beer Gloss
G2012



New Bronze Luster
Matte M2016



Persimmon Gloss
G2001



Lychee Gloss
G2070



Currant Gloss
G2007

PLEASE NOTE: Variations in color, shade, surface texture and size are natural characteristics of all our products and should be expected. Images shown are representative but may not indicate all variations in these characteristics.

EARTHENWARE GLAZES

Tableau



Candle White
Gloss 102



Warm Candle
White Matte 201



Warm Candle
White Gloss 101



Soft White Gloss
750



Adams White
Matte AA209



Kohler White
Gloss 918



Bright White
Gloss 100



Bright White
Matte 200



Antique White
Crackle 105



Dogbone Matte
291




Cinder Matte
CL25



B. Barry Silver
Blue Matte BB37



B. Barry Fog
Gloss BB06



B. Barry Fog
Matte BB26



B. Barry Pewter
Gloss BB07



B. Barry Pewter
Matte BB27




Frolic Gloss
G1081



Pink Peony Gloss
K1020



Dove Gloss
CAP2



Shetland Islands
Matte M1063




Cashmere Grey
Gloss CAP14



Pika Matte
M1085



Narwhal Gloss
K1014



Manatee Matte
M1083



Lemon Ice Gloss
G1080



B. Barry
Parchment Gloss
BB03



B. Barry Twilight
Gloss BB18



Dark Celadon
Gloss 181



Herb Garden
Gloss K1004



R.E.M. Gloss
G1075



Vodka Soda Gloss
Crackle G1076



Rye Grass Gloss
Crackle G1077



Arctic Gloss
G1035




Halo Matte
Crackle M1082



Opal Gloss
G1073



Twilight Blue
Gloss K1011




Azure Gloss
G1070



Rip Tide Gloss
G1071



Brazilian Bay
Gloss G1078



Mangrove Gloss
G1079



Rain Gloss
G1014



Dew Gloss
G1011




Putting Green
Gloss K1013



Silk Gown Gloss
G1056




Blue Jay Gloss
K1010



Eclipse Gloss
G1074



Sapphire Gloss
G1072



Deep Navy Gloss
G1054




Granite Matte
M1084



Shale Matte
CL29




Pigeon Gloss
LK116



Elephant Ear
Gloss K1015



Black Gloss
110



Black Matte
210

MAVEN

Color Palette



Matte White
KW MP09



Snow
KW MP11



Vanilla
KW MP10



Pavement
KW MP14



Cloud
KW MP29



Wafer
KW MP17



Minx
KW MP41



Silk
KW MP19



Spice
KW MP94



Miso
KW MP25



Lake
KW MP100




Palm
KW MP92



Elm
KW MP84



Opal
KW MP86



Libertine
KW MP95



Tropic
KW MP90



Meadow
KW MP96



Leek
KW MP98



Olive
KW MP85



Patina
KW MP110



Bay
KW MP102



Rain
KW MP109



Myth
KW MP133



Quarry
KW MP24



Lead
KW MP135



Graphite
KW MP172




Obsidian
KW MP141



Ash
KW MP142



Steel
KW MP140



Ink
KW MP106

PLEASE NOTE: Variations in color, shade, surface texture and size are natural characteristics of all our products and should be expected. Images shown are representative but may not indicate all variations in these characteristics.



THIS PAGE: Maven Sunset 8"x8" field in Libertine with White Dryline.



“Handcrafted tiles are exceptional for articulating one-of-a-kind tableaus that make impactful design statements or visually inviting backdrops.”

- KELLY WEARSTLER



THIS PAGE: Mulholland Large 19" x 19" in Verde Blend.

SHOWROOMS

and Acknowledgments

ANN SACKS – AUSTIN

1011 W. 5th Street, Suite 110
Austin, TX 78703
(512) 322-9979

ANN SACKS – BOSTON

Boston Design Center
21 Drydock Avenue, Suite 120E
Boston, MA 02210
(617) 737-2300

ANN SACKS – CHICAGO

222 Merchandise Mart, Suite 100B
Chicago, IL 60654
(312) 923-0919

ANN SACKS – COSTA MESA

3315 E. Hyland Avenue
Costa Mesa, CA 92626
(949) 831-3333

ANN SACKS – DALLAS

1616 Oak Lawn Avenue
Dallas, TX 75207
(214) 742-8453

ANN SACKS SLABS – DALLAS

1403 E Levee Street
Dallas, TX 75207
(214) 742-8453

ANN SACKS – DENVER

545 South Broadway, Suite 100
Denver, CO 80209
(303) 282-9300

ANN SACKS – HOUSTON

West Avenue at River Oaks
2800 Kirby Drive, Suite A122
Houston, TX 77098
(713) 522-0805

ANN SACKS – KOHLER

765 Woodlake Road
Kohler, WI 53044
(920) 452-7250

ANN SACKS – LOS ANGELES

8899 Beverly Boulevard
West Hollywood, CA 90048
(310) 273-0700

ANN SACKS – MIAMI

61 NE 40th Street
Miami, FL 33137
(305) 572-1212

ANN SACKS – NASHVILLE

514 Fontana Drive
Nashville, TN 37204
(629) 208-1479

ANN SACKS – NEW YORK 18TH

37 East 18th Street
New York, NY 10003
(212) 529-2800

ANN SACKS – NEW YORK 58TH

204 East 58th Street
New York, NY 10022
(212) 588-1920

ANN SACKS – PORTLAND

402 NW 9th Avenue
Portland, OR 97209
(503) 233-0611

ANN SACKS – SAN FRANCISCO

2 Henry Adams Street, Suite 125
San Francisco, CA 94103
(415) 252-5889

ANN SACKS – SEATTLE

2201 Westlake Avenue, Suite 103
Seattle, WA 98121
(206) 441-8917

ANN SACKS – TROY

1700 Stutz Drive, Suite 91
Troy, MI 48084
(248) 643-3393

ANN SACKS – VANCOUVER, BC

1616 West 2nd Avenue, Suite 101
Vancouver, BC, V6J 1H4, Canada
(604) 742-2015

ANN SACKS – WASHINGTON, DC

1629 14th Street NW
Washington, D.C. 20009
(202) 299-0014

Please visit ANNSACKS.COM/FIND-A-SHOWROOM
for new showroom locations

PAGE 8

Design: Kelly Hohla Interiors
Photography: Aaron Leitz

PAGES 12, 48

Design: Tracy Hardenburg Designs
Photography: Pär Bengtsson

PAGE 16

Design: Bailey Vermillion Interiors
Photography: Kerry Kirk Photo

PAGE 19

Design: Emily Henderson
Photography: Sara Ligorria-Tramp

PAGE 20

Design: Melanie Turner Interiors
Photography: Mali Azima

PAGE 22, 74

Design: Alida Coury Interiors
Photography: Aimée Mazzenga

PAGE 25

Design: Pulp Designs
Photography: Cody Ulrich

PAGE 26

Design: Lindsay Cowles

PAGE 40

Design: Rae Duncan Interior Design
Photography: Dustin Forest Halleck

PAGES 44, 59, 66, 69

Design: Breathe Design
Photography: Chase Daniel

PAGE 46

Design: Natalie Myers Veneer Design
Photography: Jessica Alexander

PAGE 54

Design: Noelle Interiors
Photography: Lauren Pressey

PAGE 56

Design: M.S. Vicas Interiors
Photography: Stacy Zarin Goldberg

PAGE 60

Design: Jean Liu Design
Photography: Costa Christ Media

PAGE 62

Design: Kelly Wearstler
Photography: Manolo Yllera

PAGE 70

Design: Cortney Bishop
Photography: Katie Charlotte

PAGE 73

Design: Aimee Anderson
Photography: Sabrina Cole Quinn

PAGE 81

Design: Armina Interiors
Photography: Martin Vecchio Photography

PAGE 84

Design: Nicoline Beerkens
Photography: Space Content Studio





Shouldn't all rooms be living?

1-800-278-8453 | annsacks.com