



MADE BY ANN SACKS™

COLLECTION GUIDE



MADE BY ANN SACKS™

HANDMADE BY US. EXCLUSIVELY FOR YOU. MADE BY ANN SACKS™ is a highly curated line of tile conceived, crafted and refined all under one roof in Portland, Oregon.

EVERY TILE THAT'S MADE BY ANN SACKS begins its colorful journey as a lump of clay. Using time-honored techniques, sustainable practices and the latest in technology, the tile is meticulously crafted into a living piece of handmade art.

MADE BY ANN SACKS adds a mark of excellence to our story, with a refined and curated line that offers custom capabilities and even more compelling choices.

THIS IS OUR HANDCRAFTED SIGNATURE LINE, and it's at the heart of everything Ann Sacks stands.

Contents

Core Collections

- Apex
- Vistas
- Elements
- Modern
- Provençal
- Shapes

Designer Collections

- Barbara Barry
- Lisa Hunt
- Robert Kuo
- Kelly Wearstler
- Studio McGee

Trims & Moldings

- Barbara Barry Trims
- Contemporary Trims
- Classic Trims
- Elements Trims
- Trim Profiles

Color Palettes

- Earthenware Glazes
- Stoneware & Mason Glazes
- Provençal, Vistas & Fade Glazes

Designing with MADE by ANN SACKS





Core Collections

MADE BY ANN SACKS™

Creativity lives at the core of everything that's MADE by ANN SACKS. Our in-house tile collections are designed and manufactured by the artisans at our Portland, Oregon, factory. This curated and elegant group of collections ranges from modest to luxurious in look, feel and price. Every style here can be customized to your own color and design specifications, so you have choice without compromise.

Apex

Vistas

Elements

Modern

Provençal

Shapes


MADE ELEMENTS

3x6 and 2x8

Contemporary Base and Contemporary Crown in Currant

Apex


Apex creates a sculptural statement with its grand, three-dimensional forms. Light and shadows move across the tile surface, creating a captivating visual effect.




A



B



C



D



E



F



G

- A. **SIERRA HEXAGON** 8.75" X 8.75"
B. **TRILLIUM SQUARE** 8" X 8"
C. **SHASTA DOUBLE HEXAGON** 8.75" X 8.75"
D. **RAINIER TRIANGLE** 7.75" X 6.75"
E. **PAULINA DIAMOND** 5" X 8.8"
F. **OPAL SWISS CROSS** 7.75" X 7.75" X .75"
G. **COPPER CONCAVE BAMBOO** 3" X 8.75" X .62"

MATERIAL Stoneware

COLOR Available in curated palette of
MADE by ANN SACKS Stoneware glazes.
Field tiles shown in Blue Mist Matte 2015

RECOMMENDED USE & REQUIREMENTS

Suitable for all indoor vertical applications,
including shower walls. Stoneware not
recommended for outdoor use in freeze/thaw
climates. Metallic glazes not recommended for
wet areas.

Vistas

Inspired by Mid-Century Modern design, Vistas uses the layering of two glazes to create a two-tone effect. Mix and match designs or pair with a solid 3" x 9" field tile.



A




B



C



D



E



F



G




H



I



J



K



L

- A. **HORIZONTAL HALF** New Spiced Ginger/Steelhead
B. **VERTICAL HALF** New Spiced Ginger/Steelhead
C. **1/3 SPLIT** New Spiced Ginger/Steelhead
D. **HORIZONTAL HALF** Vert/Basil
E. **HORIZONTAL HALF** Vert/Basil
F. **1/3 SPLIT WHITE** Vert/Basil

- G. **HORIZONTAL HALF** Lapis/Aventurine
H. **VERTICAL HALF** Lapis/Aventurine
I. **1/3 SPLIT** Lapis/Aventurine
J. **HORIZONTAL HALF** New Mercury/Steel
K. **VERTICAL HALF** New Mercury/Steel
L. **1/3 SPLIT** New Mercury/Steel


MATERIAL Stoneware **SIZE** 3" x 9"

RECOMMENDED USE & REQUIREMENTS

Suitable for indoor flooring and all indoor
vertical applications, including shower
walls. Not recommended for outdoor use
in freeze/thaw climates. Metallic glazes not
suitable for wet areas.

Elements

Our Elements collection offers a wide range of simple, geometric formats in both Earthenware and Stoneware across our full color spectrum.




- A. **PLAIN** 6" X 6"
- B. **PLAIN** 3" X 6"
- C. **PLAIN** 3" X 8"
- D. **PLAIN** 3" X 9"
- E. **PLAIN** 2" X 8"
- F. **PLAIN** 4" X 8"
- G. **PLAIN** 8" X 8"
- H. **PLAIN** 4" X 4"
- I. **PLAIN** 2" X 4"
- J. **PLAIN** 9" X 9"

MATERIAL Tiles A, B, C, D, E, H, I available in Earthenware and Stoneware. Tiles G, J available in Stoneware only.

COLOR Available in all MADE by ANN SACKS Earthenware and Stoneware glazes. *Field tiles shown in Cashmere Grey Gloss CAP14.*

RECOMMENDED USE & REQUIREMENTS Suitable for indoor flooring, light-use counters and all indoor vertical applications, including shower walls. Not recommended for outdoor use in freeze/thaw climates. Crackle and transparent glazes not recommended for wet areas. Crackle glazes must be sealed.



- A. **FIELD** 4" X 12"
- B. **FIELD** 4" X 16"
- C. **FIELD** 6" X 12"
- D. **FIELD** 6" X 16"

MATERIAL Tiles shown on this page are available in Earthenware only.

COLOR Available in all MADE by ANN SACKS Earthenware glazes. *Shown in Cashmere Grey Gloss CAP14.*

RECOMMENDED USE & REQUIREMENTS Suitable for indoor flooring and all indoor vertical applications, including shower walls. Not recommended for outdoor use in freeze/thaw climates. Metallic glazes not suitable for wet areas.

Modern

Developed in our signature stoneware body and paired with glazes that break beautifully at the edges, each individual tile creates a subtle play of shadow and light.



A



B



C



D



E



F



G



H

- A. **CRISS CROSS** 3" X 9"
- B. **RECTANGLE** 3" X 9"
- C. **PEAKED DIAMOND CURVED** 3" X 9"
- D. **SPLIT LEFT** 3" X 9"
- E. **SPLIT RIGHT** 3" X 9"
- F. **RIBBED PEAKED DIAMOND CURVED** 3" X 9"
- G. **RIBBED RECTANGLE** 3" X 9"
- H. **OFFSET RIDGE** 2" X 4"

MATERIAL Stoneware

COLOR Available in all MADE by ANN SACKS Stoneware glazes. *Field tiles shown in Blue Mist Matte M2015.*

RECOMMENDED USE & REQUIREMENTS

Suitable for all indoor vertical applications, including shower walls. Not recommended for outdoor use in freeze/thaw climates.



A



B



C




D



E



F



G

- A. **PEAK** 8" X 8"
- B. **MOON** 8" X 8"
- C. **VALLEY** 8" X 8"
- D. **SPLIT** 8" X 8"
- E. **RIBBED MOON** 8" X 8"
- F. **TRIANGLE** 10" X 10"
- G. **RIBBED TRIANGLE** 10" X 10"

MATERIAL Stoneware


COLOR Available in all MADE by ANN SACKS Stoneware glazes. *Field tiles shown in Blue Mist Matte M2015.*

RECOMMENDED USE & REQUIREMENTS


Suitable for all indoor vertical applications, including shower walls. Not recommended for outdoor use in freeze/thaw climates.

Provençal

The Provençal collection's straight-edge detail and soft, textured surface provide the perfect medium to showcase a curated glaze palette of vibrant brights to warm neutrals.



A



B



C



D



E



F



G

- A. **FIELD** 6" X 6"
B. **FIELD** 4" X 4"
C. **FIELD** 3" X 3"
D. **FIELD** 3" X 8"
E. **FIELD** 3" X 6"
F. **FIELD** 4" X 8"
G. **FIELD** 2" X 4"

MATERIAL Earthenware.

COLOR *Quick Ship Colors:* Blanc, Crème, Métallique, Nuage, Rose
Standard Ship Colors: Bleu, Gris, Herbes, Jaune, La Mer, Marine, Orange, Pétale, Rouge
Field tiles shown in Rose.

RECOMMENDED USE & REQUIREMENTS

Suitable for all indoor vertical applications, including shower walls. Earthenware not suitable for outdoor use. Stoneware not recommended for outdoor use in freeze/thaw climates. Crackle and transparent glazes not recommended for wet areas. Crackle glazes must be sealed.

Shapes

MADE Shapes is a dynamic and versatile collection, available in either Earthenware or Stoneware with over 100 color choices – these patterns are bold, creative and distinctive.



A



B



C



D



E



F



G



H



I



J

- A. **ARABESQUE FLAT** 6" X 6"
B. **SWISS CROSS** 4" X 4"
C. **DIAMOND** 5" X 9"
D. **HEXAGON** 4" X 4"
E. **FAVO** 3" X 6"
F. **CHEVRON RIGHT** 2" X 6"
G. **CHEVRON LEFT** 2" X 6"
H. **MARRAKECH 1** 4" X 6"
I. **MARRAKECH 2** 4" X 6"
J. **SCALLOP** 6" X 5"

MATERIAL Earthenware and Stoneware.

Favo available in Earthenware only.

COLOR Available in all MADE by ANN
SACKS Earthenware and Stoneware glazes.
Field tiles shown in Candle White Gloss 102.

RECOMMENDED USE & REQUIREMENTS

Suitable for all indoor vertical applications, including shower walls. Earthenware not suitable for outdoor use. Stoneware not recommended for outdoor use in freeze/thaw climates. Crackle and transparent glazes not recommended for wet areas. Crackle glazes must be sealed.



Designer Collections

MADE BY ANN SACKS™

Art and craft go hand in hand in these inspired collections. We are honored to partner with renowned designers who lend their vision to our craft. Each collection is original and distinctive in its own way.

Barbara Barry

Lisa Hunt

Robert Kuo

Kelly Wearstler

Studio McGee

Barbara Barry

Crisp, clean lines and uncluttered forms identify Barbara Barry's work. Her sophisticated designs are classic, timeless and fluid.



A



B



C



D



E



F



G



H



I



J



K



L

A. **RADIUS** 4" X 4"

B. **RADIUS** 2" X 4"

C. **RADIUS** 4" X 8"

D. **RADIUS WEDGE** 2" X 6"

E. **RADIUS HOURGLASS** 4" X 4"

F. **BEADED** 4" X 4"

G. **BEADED DIAMOND** 4" X 6"

H. **BEADED** 3" X 5"

I. **FRAME RAISED EDGE** 3" X 6"

J. **FRAME EMBOSSED EDGE** 3" X 6"

K. **FRAME ELONGATED HEX**

RAISED EDGE 3.5" X 6"

L. **FRAME ELONGATED HEX**

EMBOSSED EDGE 3.5" X 6"

MATERIAL Earthenware. Frame collection also available in Stoneware.

COLOR Available in all MADE by ANN SACKS Earthenware glazes. Frame collection also available in all MADE by ANN SACKS Stoneware glazes. *Field tiles shown in Barbara Barry Pewter Gloss BB07.*

RECOMMENDED USE & REQUIREMENTS
Suitable for all indoor vertical applications, including shower walls. Not suitable for floors. Earthenware not suitable for outdoor use. Stoneware not recommended for outdoor use in freeze/thaw climates. Crackle and transparent glazes not recommended for wet areas. Crackle glazes must be sealed.



MADE RADIUS BY BARBARA BARRY
2x4, 4x4 and 4x8

Lisa Hunt


Renowned visual artist Lisa Hunt translates her graphic motifs into stoneware in the MADE Asha Collection. Hunt’s designs reveal the infinite possibilities of shape and repetition.



A



B



C



D



E

- A. **ASHA POMEGRANATE** 4" X 4"
- B. **ASHA LOVE** 3" X 8"
- C. **ASHA ARROWS FIELD** 6" X 6"
- D. **ASHA ARROWS RIGHT** 3" X 9"
- E. **ASHA ARROWS LEFT** 3" X 9"

MATERIAL Stoneware.

COLOR Basil, Blue Mist, Chalkboard, Currant, New Bronze Luster, White Shimmer. Custom colors are not available at this time. *Tiles shown in New Bronze Luster.*

RECOMMENDED USE & REQUIREMENTS

Suitable for all indoor wall applications. Not suitable for floor applications. Suitable for outdoor vertical use dependent upon climate and method of installation. Opaque and translucent colors are suitable for shower walls. Metallic glazes are suitable for indoor wall applications; not suitable for wet areas. Metallic glazes may develop a patina over time if exposed to acids and are susceptible to staining; please use caution when installing in areas that come into contact with grease.

Robert Kuo

Mixing modern designs with ancient Chinese techniques, Chinois by Robert Kuo draws inspiration from organic forms, as well as the timeless motifs of the ancient Han and Ming dynasties.



A



B




C



D



E



F



G

- A. **HUA** 9" X 9"
- B. **ICE CRACKLE** 9" X 9"
- C. **KUAI** 9" X 9"
- D. **LANTERN** 9" X 9"
- E. **SHAN** 9" X 9"
- F. **TOAD SKIN** 9" X 9"
- G. **DRAGON SWIRL** 9" X 9"

MATERIAL Stoneware.


COLOR Available in all MADE by ANN SACKS Stoneware glazes. *Field tiles shown in Kuo Lake Gloss G2033.*

RECOMMENDED USE & REQUIREMENTS

Suitable for all indoor vertical applications, including shower walls. Not suitable for floors. Not recommended for outdoor use in freeze/thaw climates. Crackle and transparent glazes not recommended for wet areas. Crackle glazes must be sealed.

Kelly Wearstler

Tableau by Kelly Wearstler features handmade designs inspired by Wearstler’s signature prints, translated into visually striking and textural stoneware tiles.




A




B



C



D



E



F

- A. CRESCENT FIELD 9" X 9"
- B. CRESCENT DECO 9" X 9"
- C. HORIZON 1 9" X 9"
- D. HORIZON 2 9" X 9"
- E. REEF 9" X 9"
- F. COASTAL 9" X 9"

MATERIAL Earthenware and Stoneware.


COLOR Available in all MADE by ANN SACKS Earthenware and Stoneware glazes. *Field tiles shown in White Shimmer Matte M2020.*

RECOMMENDED USE & REQUIREMENTS

Suitable for all indoor vertical wall applications, including shower walls. Earthenware not suitable for outdoor use. Stoneware not recommended for outdoor use in freeze/thaw climates. Crackle and transparent glazes not recommended for wet areas. Crackle glazes must be sealed.

Kelly Wearstler

Scout by Kelly Wearstler pushes boundaries with singularly ornamental linear, geometric and curvaceous shapes in variance of scale that bring an extraordinary dimensional texture to a space.



A



B




C




D



E



F



G



H

- A. ODE A 3" X 9"
- B. ODE B 3" X 9"
- C. ODE C 3" X 9"
- D. ODE D 3" X 9"
- E. ERGO B 3" X 9"
- F. PROSE A 4" X 4"
- G. ERGO A 9" X 9"
- H. PROSE B 2" X 8"

MATERIAL Stoneware.


COLOR Available in all MADE by ANN SACKS Stoneware glazes. *Field tiles shown in New Spiced Ginger Gloss G2013*

RECOMMENDED USE & REQUIREMENTS


Suitable for all indoor vertical applications, including shower walls. Not recommended for outdoor use in freeze/thaw climates.

Kelly Wearstler

Inspired by Kelly Wearstler’s affinity for artisanal plaster and its remarkable intricacies and dimensional points of interest, her Senso Collection, conveys the beauty of plaster with the strength of stoneware.



A



B



D



E

- A. **ALISO** 4" X 4"
- B. **MOTTI** 4" X 4"
- C. **OBlique** 4" X 4"
- D. **OTTO** 4" X 4"

MATERIAL Stoneware.
COLOR Available in all MADE by ANN SACKS Stoneware glazes. *Field tiles shown in New Spiced Ginger Gloss G2013*

RECOMMENDED USE & REQUIREMENTS
Suitable for all indoor vertical applications, including shower walls. Not recommended for outdoor use in freeze/thaw climates.

Kelly Wearstler

Fade exemplifies Kelly Wearstler’s enduring exploration into what is possible in ceramic art. Utilizing a skilled layering technique when applying glazes, the result is an enchanting ombre effect.



A



C



E



B



D



F




G




I



K



H



J



L

- A. **FAWN** 3" X 9"
- C. **FOSSIL** 3" X 9"
- E. **INDIGO** 3" X 9"
- G. **MARINE** 3" X 9"
- I. **SHADOW** 3" X 9"
- K. **SUNSET** 3" X 9"
- B. **FAWN** 9" X 9"
- D. **FOSSIL** 9" X 9"
- F. **INDIGO** 9" X 9"
- H. **MARINE** 9" X 9"
- J. **SHADOW** 9" X 9"
- L. **SUNSET** 9" X 9"

MATERIAL Stoneware.
COLOR Limited to colors shown; custom colors are not available at this time.


RECOMMENDED USE & REQUIREMENTS
Suitable for all indoor wall and floor applications. Suitable for outdoor vertical use dependent upon climate and method of installation.

Studio McGee


Inspired by the organic nature of loomed linen, MADE Linen Weave is defined by the hands that craft it, each individually marked with its own distinct character.




A




B



G



H




C



D




I



J




E



F



K



L

- A. **WHITE** 3" X 6"

B. **WHITE** 6" X 6"

C. **NATURAL** 3" X 6"

D. **NATURAL** 6" X 6"

E. **FLAX** 3" X 6"

F. **FLAX** 6" X 6"
- G. **DRIFTWOOD** 3" X 6"

H. **DRIFTWOOD** 6" X 6"

I. **HARBOR** 3" X 6"

J. **HARBOR** 6" X 6"

K. **OAKMOSS** 3" X 6"

L. **OAKMOSS** 6" X 6"

MATERIAL Earthenware.

COLOR Limited colors shown; custom colors are not available at this time

RECOMMENDED USE & REQUIREMENTS

Suitable for all indoor vertical applications, including shower walls. Not recommended for outdoor use in freeze/thaw climates.





Finishing Touches

MADE BY ANN SACKS™

With a wide range of trims and moldings, MADE by ANN SACKS enables you to finish your room to the highest standard. We have decorative and architectural accents designed and color-coordinated to complete your project.

Barbara Barry Trims

Contemporary Trims

Classic Trims

Elements Trims


Trim Profiles

MADE ELEMENTS

3x6 and 2x8

Contemporary Base and Contemporary Crown in Current

Trims & Moldings



BARBARA BARRY

- A. BEADED BASE MOLDING 3" X 6"
- B. BEADED COVE CAP 1.75" X 6"
- C. BEADED TRIM MOLDING 1" X 6"

MATERIAL Barbara Barry trims available in Earthenware.

COLOR Available in all MADE by ANN SACKS Earthenware glazes. *Trim pieces shown in Cashmere Grey Gloss CAP14.*


CONTEMPORARY

- D. BASE 4.5" X 6"
- E. PEAKED LINER 0.75" X 6"
- F. RADIUS BULLNOSE LARGE 6" X 6"
- G. CROWN 3.5" X 6"
- H. CAP 2.5" X 6"
- I. CROWN LARGE 3" X 8"
- J. STEPPED BASE 4" X 8"
- K. BOX LINER 0.88" X 8"
- L. RADIUS BULLNOSE SMALL 3.5" X 6"

MATERIAL Earthenware and Stoneware.

COLOR Available in all MADE by ANN SACKS Earthenware and Stoneware glazes. *Trim pieces shown in Cashmere Grey Gloss CAP14.*

Trims & Moldings



CLASSIC

- A. BORDER 2.4" X 6"
- B. FLAT LINER 2" X 6"
- C. OGEE 1.75" X 6"
- D. CAP 3" X 6"
- E. FANCY BASE 5" X 6"
- F. PLAIN BASE 4.5" X 6"
- G. FANCY LINER 1.5" X 6"
- H. PLAIN LINER 1" X 6"

MATERIAL Classic trims available in Earthenware and Stoneware.

COLOR Classic trims available in all MADE by ANN SACKS Earthenware and Stoneware glazes. *Trim pieces shown in Cashmere Grey Gloss CAP14.*

ELEMENTS

- I. HALF ROUND SMALL 0.6" X 6"
- J. FLAT LINER SMALL 0.5" X 6"
- K. QUARTER ROUND 1" X 6"
- L. RADIUS BULLNOSE LARGE 6" X 6"
- M. RADIUS COVE LARGE 6" X 6"
- N. SURFACE BULLNOSE SHORT EDGE 3" X 6"
- O. SURFACE BULLNOSE LONG EDGE 3" X 6"
- P. DOUBLE BULLNOSE LEFT 3" X 6"
- Q. DOUBLE BULLNOSE RIGHT 3" X 6"

MATERIAL Elements trims available in Earthenware and Stoneware.

COLOR Available in all MADE by ANN SACKS Earthenware and Stoneware glazes. See online for additional trim sizes.



Color on Demand

MADE BY ANN SACKS™




































In the world of color, our glaze artisans take into account the effects of texture, break and finish, offering limitless possibilities through their ability to create custom colored tile. This bespoke service allows any vision to come to life.

EARTHENWARE

Candle White Gloss 102	Warm Candle White Matte 201	Warm Candle White Gloss 101	Soft White Gloss 750	Adams White Matte AA209	Kohler White Gloss 918	Bright White Gloss 100	Bright White Matte 200
Antique White Crackle 105	Dogbone Matte 291	Cinder Matte CL25	B. Barry Silver Blue Matte BB37	B. Barry Fog Gloss BB06	B. Barry Fog Matte BB26	B. Barry Pewter Gloss BB07	B. Barry Pewter Matte BB27
Frolic Gloss* G1081	Pink Peony Gloss K1020	Dove Gloss CAP2	Shetland Islands Matte M1063	Cashmere Grey Gloss CAP14	Pika Matte* M1085	Narwhal Gloss K1014	Manatee Matte M1083
Lemon Ice Gloss G1080	B. Barry Parchment Gloss BB03	B. Barry Twilight Gloss BB18	Dark Celadon Gloss 181	Herb Garden Gloss K1004	R.E.M. Gloss G1075	Vodka Soda Gloss Crackle G1076	Rye Grass Gloss Crackle G1077
Arctic Gloss G1035	Halo Matte Crackle* M1082	Opal Gloss G1073	Twilight Blue Gloss K1011	Azure Gloss G1070	Rip Tide Gloss G1071	Brazilian Bay Gloss G1078	Mangrove Gloss G1079
Rain Gloss G1014	Dew Gloss G1011	Putting Green Gloss K1013	Silk Gown Gloss G1056	Blue Jay Gloss K1010	Eclipse Gloss G1074	Sapphire Gloss G1072	Deep Navy Gloss G1054
Granite Matte M1084	Shale Matte CL29	Pigeon Gloss LK116	Elephant Ear Gloss K1015	Black Gloss 110	Black Matte 210		

PLEASE NOTE: Variations in color, shade, surface texture and size are natural characteristics of all our products and should be expected. Images shown are representative but may not indicate all variations in these characteristics.

STONEWARE

							
White Shimmer Matte* M2020	Ice Gloss G2009	Ice Matte M2030	Mineral Matte* M2023	Cotton Gloss G2006	Cotton Matte M2022	New Spiced Ginger Gloss G2013	New Fog Gloss G2008
							
Malt Gloss G2011	Kuo Ecru Gloss G2035	Blue Mist Matte* M2015	Steelhead Matte M2076	Blue Galena Gloss* G2050	Georgia Peach Matte* M2074	Dusty Rose Gloss G2067	Kuo Lake Gloss G2033
							
New Reflection Gloss* G2004	Vert Gloss* G2066	Basil Matte M2065	New Lagoon Gloss* G2010	Aventurine Matte M2051	Lupine Gloss G2072	Lapis Gloss* G2073	Static Matte M2075
							
Antique Mirror Gloss* G2005	New Mercury Gloss* G2003	Dark Alloy Matte* M2042	Kuo Black Pearl Gloss G2032	Chalkboard Matte* M2077	Jackpot Gloss G2071	Root Beer Gloss G2012	New Bronze Luster Matte* M2016
							
Persimmon Gloss G2001	Lychee Gloss G2070	Currant Gloss G2007					

PROVENÇAL







							
Provençal Gris P1004	Provençal Pétale P1003	Provençal Jaune P1006	Provençal Orange P1010	Provençal Rouge P1011	Provençal Bleu P1007	Provençal La Mer P1008	Provençal Herbes P1005
							
Provençal Blanc Z1218	Provençal Crème Z1219	Provençal Nuage Z1220	Provençal Rose P1001	Provençal Métallique P1002	Provençal Marine P1009		

Provençal colors only available in Provençal tile.


VISTAS

			
New Spiced Ginger Gloss / Steelhead Matte	Vert Gloss / Basil Matte	Lapis Gloss / Aventurine Matte	Steel Matte / New Mercury Gloss

FADE

					
Fawn	Fossil	Indigo	Marine	Shadow	Sunset

LINEN

					
White	Natural	Flax	Driftwood	Harbor	Oakmoss

PLEASE NOTE: Variations in color, shade, surface texture and size are natural characteristics of all our products and should be expected. Images shown are representative but may not indicate all variations in these characteristics.



DESIGNING WITH

MADE by ANN SACKS

Each tile created in our Portland, Oregon, factory goes through the hands of eleven artisans, who masterfully craft your vision from conception to reality. Our design professionals are here to guide you through the process of creating your bespoke tile.

INSPIRATION

Visit our showrooms or annsacks.com to browse our selection of MADE designs, and connect with us on Instagram and Pinterest for daily inspiration.

SPECIFICATION

Our Design Consultants are here to work with you on the needs of your project and are available to meet virtually or in person.

ORDER A SAMPLE

Order a sample of your selected design and choose from our palette of 100 artisan glazes

MAKE IT YOURS

Our Design Consultants will work with you to place your order to your specifications and usage needs.

MADE TABLEAU BY KELLY WEARSTLER
Horizon 1



Work With Us

The first step in great design is finding great people to work with to help bring your design to life. We look forward to partnering with you on your next project.



1-800-278-8453

@annsacks annsacks.com



ANN SACKS®



1-800-278-8453

@annsacks

annsacks.com