

Sizes & Shapes



Not all sizes available in all collections.

4 x 8



4 x 12



6 x 12



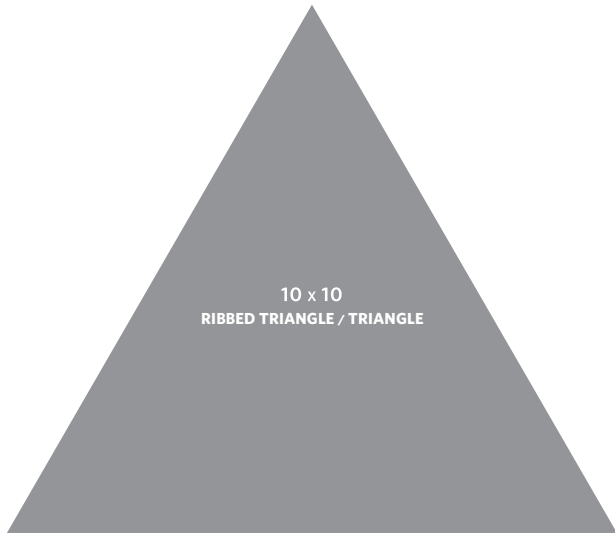
4 x 16




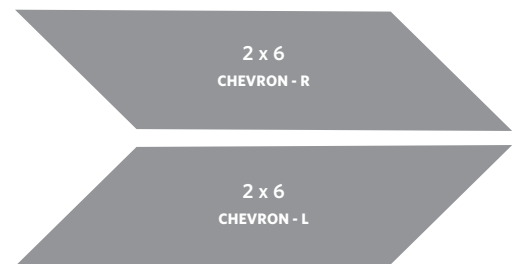
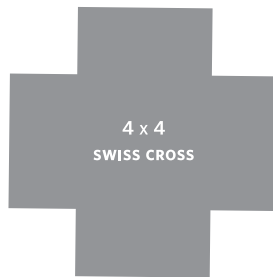
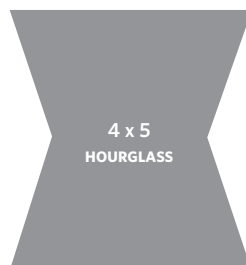

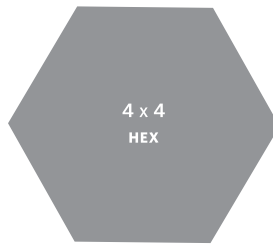

6 x 16
































Sizes & Shapes



Not all sizes available in all collections.



Not all shapes available in both Earthenware and Stoneware.

| | | | | | | |
|---|--|---|---|---|--|--|
| <p>BARRY BEADED BASE MOLDING*</p>  <p>3" x 6" x 0.5"</p> | <p>BARRY BEADED TRIM MOLDING*</p>  <p>1" x 6" x 0.38"</p> <p>BARRY BEADED COVE CAP*</p>  <p>1.75" x 6" x 1.13"</p> | <p>CLASSIC FANCY BASE</p>  <p>5" x 6" x 0.8"</p> | <p>CLASSIC PLAIN BASE</p>  <p>4.5" x 6" x 1.15"</p> | <p>CLASSIC OGEE</p>  <p>1.75" x 6" x 1.13"</p> <p>CLASSIC FLAT LINER</p>  <p>2" x 6" x 0.5"</p> | <p>CLASSIC CAP</p>  <p>3" x 6" x 1.25"</p> <p>CLASSIC PLAIN LINER</p>  <p>1" x 6" x 0.5"</p> | <p>CLASSIC BORDER</p>  <p>2.4" x 6" x 0.75"</p> <p>CLASSIC FANCY LINER</p>  <p>1.5" x 6" x 0.85"</p> |
| <p>CONTEMPORARY CAP</p>  <p>2.5" x 6" x 0.5"</p> <p>CONTEMPORARY PEAKED LINER</p>  <p>0.75" x 6" x 0.5"</p> <p>CONTEMPORARY BOX LINER</p>  <p>0.88" x 8" x 0.88"</p> | <p>CONTEMPORARY BASE</p>  <p>4.5" x 6" x 1.45"</p> | <p>CONTEMPORARY CROWN LARGE</p>  <p>3" x 8" x 2"</p> | <p>CONTEMPORARY STEPPED BASE</p>  <p>4" x 8" x 0.88"</p> | <p>CONTEMPORARY CROWN</p>  <p>3.5" x 6" x 1.5"</p> | <p>CONTEMPORARY RADIUS BULLNOSE SMALL</p>  <p>3.5" x 6" x 0.7"</p> | <p>CONTEMPORARY RADIUS BULLNOSE LARGE</p>  <p>6" x 6" x 0.65"</p> |
| <p>ELEMENTS MOLDING RADIUS COVE LARGE</p>  <p>6" x 6" x 0.7"</p> | | | <p>ELEMENTS SURFACE BULLNOSE LONG EDGE</p>  <p>3" x 6" x .35" (also in 2"x 4" x .35"; 2"x 8" x .35"; 3"x 9" x .35"; 4"x 8" x .35"; 4"x 12" x .35"; 6"x 12" x .35"; 4"x 16" x .35"; 6"x 16" x .35". Stoneware only 2"x 9" x .35")</p> | | | <p>ELEMENTS MOLDING FLAT LINER SMALL</p>  <p>0.5" x 6" x 0.35"</p> |
| <p>ELEMENTS MOLDING RADIUS BULLNOSE LARGE</p>  <p>6" x 6" x 0.6"</p> | | | <p>ELEMENTS SURFACE BULLNOSE SHORT EDGE</p>  <p>3" x 6" x .35" (also in 2"x 4" x .35"; 2"x 8" x .35"; 3"x 9" x .35"; 4"x 8" x .35")</p> | | | <p>ELEMENTS MOLDING HALF ROUND SMALL</p>  <p>0.6" x 6" x 0.6"</p> |
| <p>ELEMENTS DOUBLE BULLNOSE RIGHT 3" x 6" x .35" (also in 2" x 4" x .35")</p>  <p>SHORT EDGE LONG EDGE</p> | | | <p>ELEMENTS DOUBLE BULLNOSE LEFT 3" x 6" x .35" (also in 2" x 4" x .35")</p>  <p>LONG EDGE SHORT EDGE</p> | | | <p>ELEMENTS MOLDING QUARTER ROUND</p>  <p>1" x 6" x 0.5"</p> |

*Available in Earthenware only; all other trims are available in both Earthenware and Stoneware. Measurements shown here are approximate. Please speak to your sales associate for exact technical specifications.