

# Transcendence

## by Kohler WasteLAB™ X Nada Debs

Transcendence by Kohler WasteLAB x Nada Debs bespoke tiles marry a sustainable medium with artist Nada Debs' life-long passion and transformative, multi-disciplinary art. An artistic expression that references the simple beauty of sweeping archways and the timelessness of repetition, the collection is made from nearly 100 percent recycled waste materials. Handcrafted by KOHLER WasteLAB artisans who turn the company's manufacturing waste streams and pottery scrap into a useable base to create the ecologically thoughtful tiles.



### RECOMMENDED USE

- Suitable for all indoor dry wall applications
- Not suitable for shower walls
- Not suitable for flooring applications
- Not suitable for outdoor use in freeze thaw climates
- Suitable for high temperature installations such as fireplace surrounds



wall

### INSTALLATION AND MAINTENANCE

- Install per TCNA Handbook for ceramic tile
- Always inspect material prior to installation — installed material cannot be accepted for return or credit
- Always lay out material prior to installation to properly blend and balance color

### COLLECTION

<b>Field</b>	3"x12" (2.875" x 11.875" x 0.375") Right Hand and Left Hand Single Arch Right Hand and Left Hand Double Arch  6"x6" (5.875" x 5.875" x 0.375") Full Single Arch Full Double Arch Double Vertical
<b>Material</b>	Glazed Ceramic 100% recycled body
<b>Color</b>	Lake, Turquoise
<b>Lead Time</b>	Typical Lead Time is: 6-8weeks for orders less than 200sf Call for lead time on orders greater than 200sf (Lead Times are subject to change)



The Crackle Collection utilizes nearly 100% recycled material

# ANN SACKS.

\*Please note: variations in color, shade, surface texture and size are natural characteristics of all our products and should be expected. Images shown are representative, but may not indicate all variations in these characteristics.

3/2024

[www.annsacks.com](http://www.annsacks.com) | 1.800.278.8453

# Transcendence

by Kohler WasteLAB™ X Nada Debs

---

FIELD 3"x12"

---



Lake  
3"x12"  
Left Hand Single Arch



Lake  
3"x12"  
Left Hand Double Arch



Lake  
3"x12"  
Right Hand Single Arch



Lake  
3"x12"  
Ring Hand Double Arch




Turquoise  
3"x12"  
Left Hand Single Arch



Turquoise  
3"x12"  
Left Hand Double Arch



Turquoise  
3"x12"  
Right Hand Single Arch



Turquoise  
3"x12"  
Ring Hand Double Arch

\*Please note: variations in color, shade, surface texture and size are natural characteristics of all our products and should be expected. Images shown are representative, but may not indicate all variations in these characteristics.

3/2024

**ANN SACKS.**

[www.annsacks.com](http://www.annsacks.com) | 1.800.278.8453


# Transcendence

by Kohler WasteLAB™ X Nada Debs


---

FIELD 6"x6"


---




Lake  
6"x6"  
Double Vertical




Lake  
6"x6"  
Single Arch




Lake  
6"x6"  
Double Arch



Turquoise  
6"x6"  
Double Vertical



Turquoise  
6"x6"  
Single Arch



Turquoise  
6"x6"  
Double Arch

\*Please note: variations in color, shade, surface texture and size are natural characteristics of all our products and should be expected. Images shown are representative, but may not indicate all variations in these characteristics.

3/2024

**ANN SACKS.**

[www.annsacks.com](http://www.annsacks.com) | 1.800.278.8453