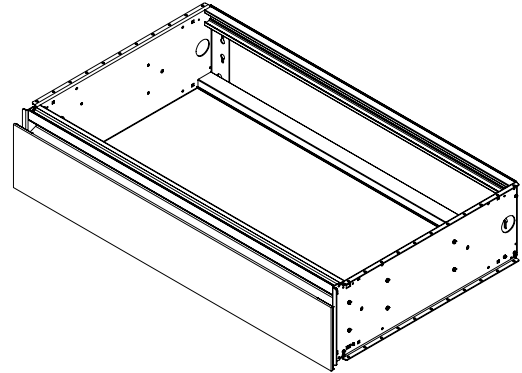


Features

- Modular Vanity - Build arrays both stacked and ganged
- Mates to both H1D21 (7.5" high) & H2D21 (15" high) series vanities
- Handleless ergonomic continuous drawer
- False Front version allows for standard undermount sink

Construction

- All aluminum and glass construction - aluminum structural frame and glass drawer front
- Constructed for wall hanging loads with stone tops
- Includes installation hardware using secure structural bolts
- Glass fronts and optional side kits are replaceable
- Glass side kits sold separately



Codes / Standards Applicable


- Optional Night Light is ETL certified to:
 - UL 2108
 - CSA Standard C22.2 No. 250

Dimensions

Height: 7-1/2" (191 mm)
 Width: 36-1/8" (918 mm) - with side kits installed
 Depth: 21-3/4" (552 mm)

Options

- Choice of False Front, Front Tip Out, Split Plumbing Drawer, or Full Drawer
- Integrated night light with light bar built into top frame provides drawer illumination and for wayfinding light in either 2700 kelvin or 4000 kelvin
- Glass finish options: Mirror, patterned glass, and back painted glass - gloss or matte
- Other widths available
- Shallow depth available 18-3/4" (476 mm) - D18



(2) H2 Cartesian vanities stacked + (4) H1 Cartesian vanities stacked + (2) H2 Cartesian vanities stacked

Model Number Key

	Width	Height	Depth	Drawer Style	Glass Finish		Night light Option
VM	36	H1	D21	R = False Front	11 = Tinted Grey Mirror	22 = Beach	N = Base Unit (Not Included)
					16 = Matte Sand	26 = Matte White	S = Selectable 2700K / 4000K
					17 = Matte Slate	27 = Matte Gray	
					20 = Black	28 = Matte Black	
					21 = White	60 = Reeded White	
						61 = Reeded Brass	
						12 = Satin Bronze	
						19 = Satin White	

Electrical System

- Night light option - 12VDC plug-in transformer
Locate wall outlet as per installation instructions 209-1231

Optional Accessories

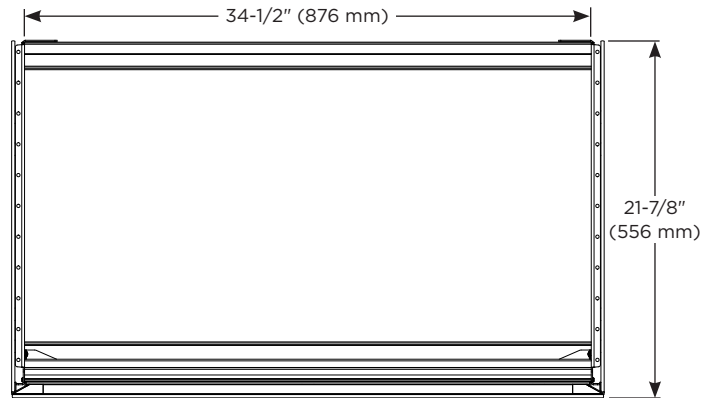
- Robern Engineered Stone Tops and porcelain sink available

Modularity Accessories

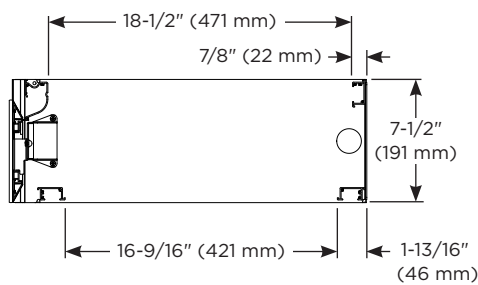
Available in 4 heights (based on final configuration)

- Ganging kits:
 - 7-1/2" (VMGKITH1)
 - 22-1/2" (VMGKITH3)
 - 15" (VMGKITH2)
 - 30" (VMGKITH4)
- Alcove finishing kits:
 - 7-1/2" (VMAKITH1)
 - 22-1/2" (VMAKITH3)
 - 15" (VMAKITH2)
 - 30" (VMAKITH4)
- Side kits (**Single**):
 - 7-1/2" (VM1SKH1D21##)*
 - 22-1/2" (VM1SKH3D21##)*
 - 15" (VM1SKH2D21##)*
 - 30" (VM1SKH4D21##)*
- Side kits (**Pair**):
 - 7-1/2" (VM2SKH1D21##)*
 - 22-1/2" (VM2SKH3D21##)*
 - 15" (VM2SKH2D21##)*
 - 30" (VM2SKH4D21##)*

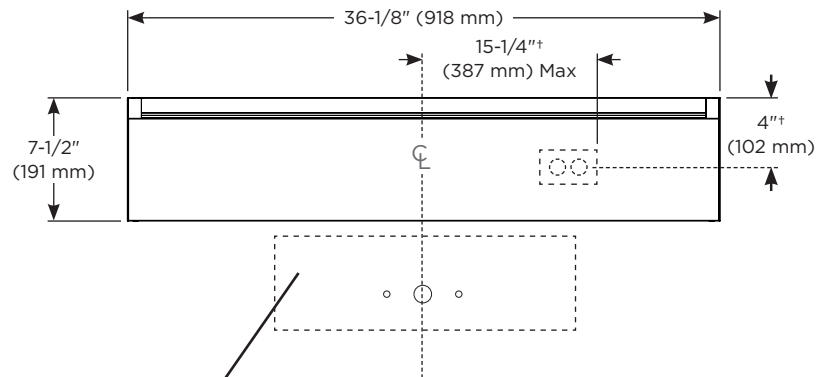
*## - See Robern Price Book for a list of available finish options



Top view for plumbing and sink clearance



Side view for plumbing



Front view

*Rough in location for optional night light

Installation Notes

Install this product according to the installation guide 209-1231.

- The Robern Engineered Stone Tops and porcelain sinks are recommended for this vanity.
- Special site preparation is required. Wall bracing and Robern supplied hardware are recommended.
- If a sink will be installed, the plumbing must be roughed into the plumbing cutout area of the vanity. Refer to the sink rough-in and the vanity rough-in for proper placement. The water supply and drain lines must be installed before installing the vanity.