

Craft Series Wall Mirror
CM2033AR Craft Arch Framed Mirror Specification Sheet

FEATURES

- Arch shaped mirror with square corners and a hand finished metal frame
- Can be mounted in four different orientations

MATERIALS & CONSTRUCTION


- Stainless steel frame
- Includes all required mounting hardware

OPTIONS

- Available in:
 - CM2033AR83 - Matte Black
 - CM2033AR84 - Polished Stainless Steel
 - CM2033AR86 - Brass
- Compliments Craft Series designs and finishes

DIMENSIONS


- Width: 19-1/4" (489mm)
- Height: 33" (838mm)
- Depth: 1-3/4" (44mm)



MODEL NUMBER KEY

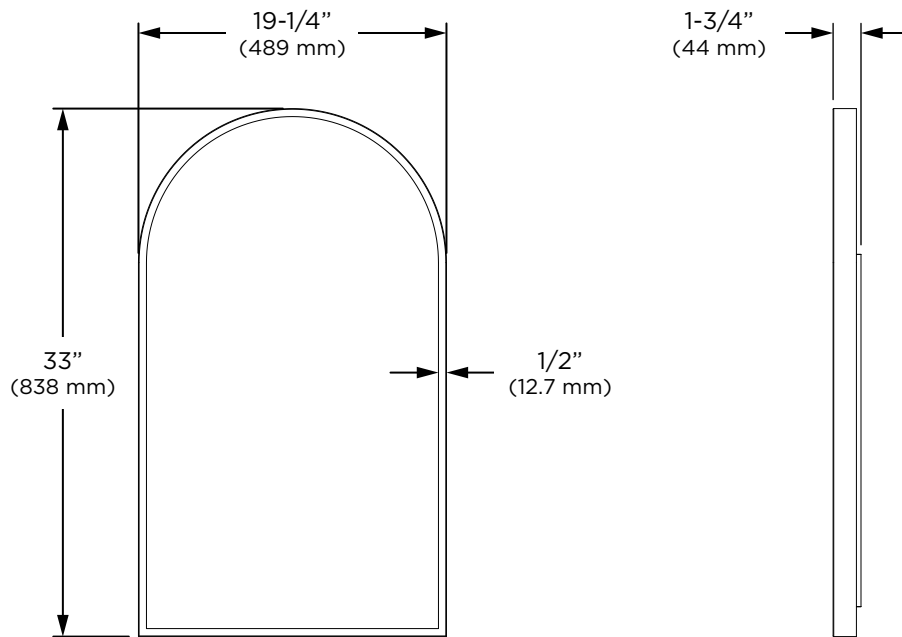
PRODUCT LINE	CATEGORY	WIDTH	HEIGHT	COLLECTION	FINISH OPTIONS
C = Craft Series	M =Mirror	20	33	AR = Arch Framed	(See above)

MORE INFORMATION



Scan the QR code to see the details found in the Craft Mirror installation instructions.

Use the camera app on your mobile device to look at this QR code. This will allow you to quickly access web pages and other relevant documents.



Alternate Installation Orientations

