

Features

- Kinesis® technology with concealed sensor allows for a clean aesthetic and provides extraordinarily accurate and reliable actuation in varying installation environments
- Below-counter valving reduces the faucet footprint and provides easier service
- Design-forward aesthetic for commercial bathroom spaces
- 0.5 gpm (1.9 lpm) maximum flow rate with vandal-resistant outlet
- On-demand usage with 30-second max. continual run cycle to prevent vandalism and save water
- 18" (457 mm) stainless steel braided flexible supply hose for easy installation
- 5-3/4" (146 mm) spout reach
- Box includes spout assembly, grid drain, control box assembly, supply hose, and standard mounting hardware
- Concealed mechanical mixer sold separately
- Operates via battery, plug-in AC power, or Hybrid Energy System (each sold separately)

Material

- Brass spout

Installation

- Deck-mount

Required Products/Accessories

[K-13480-A](#) AC Single Supply

or

[K-13481-A](#) Multi-Outlet Power Supply

or

1359812 Dc Power Unit

or

1377524 Powercell Assembly

Recommended Products/Accessories

K-13487 4' Cable Assembly

K-13602 6' Cable Assembly

K-13604 10' Cable Assembly

Optional Products/Accessories

K-13479-A 8" escutcheon plate for Insight™ and Kinesis® faucet

K-13479-B 8" escutcheon plate for Insight™ and Kinesis® faucet

K-13478-A 4" escutcheon plate for Insight™ and Kinesis® faucet

K-13478-B 4" escutcheon plate for Insight™ and Kinesis® faucet



ADA **CSA B651** **OBC**

Codes/Standards





ASME A112.18.1/CSA B125.1
NSF/ANSI/CAN 61
NSF/ANSI/CAN 372
DOE - Energy Policy Act 1992
California Energy Commission (CEC)
ADA
ICC/ANSI A117.1
CSA B651
OBC

KOHLER® One-Year Limited Warranty

See website for detailed warranty information.

Available Colors/Finishes

Color tiles intended for reference only.

Color	Code	Description
	CP	Polished Chrome
	BN	Vibrant® Brushed Nickel
	BL	Matte Black
	2MB	Vibrant® Brushed Moderne Brass

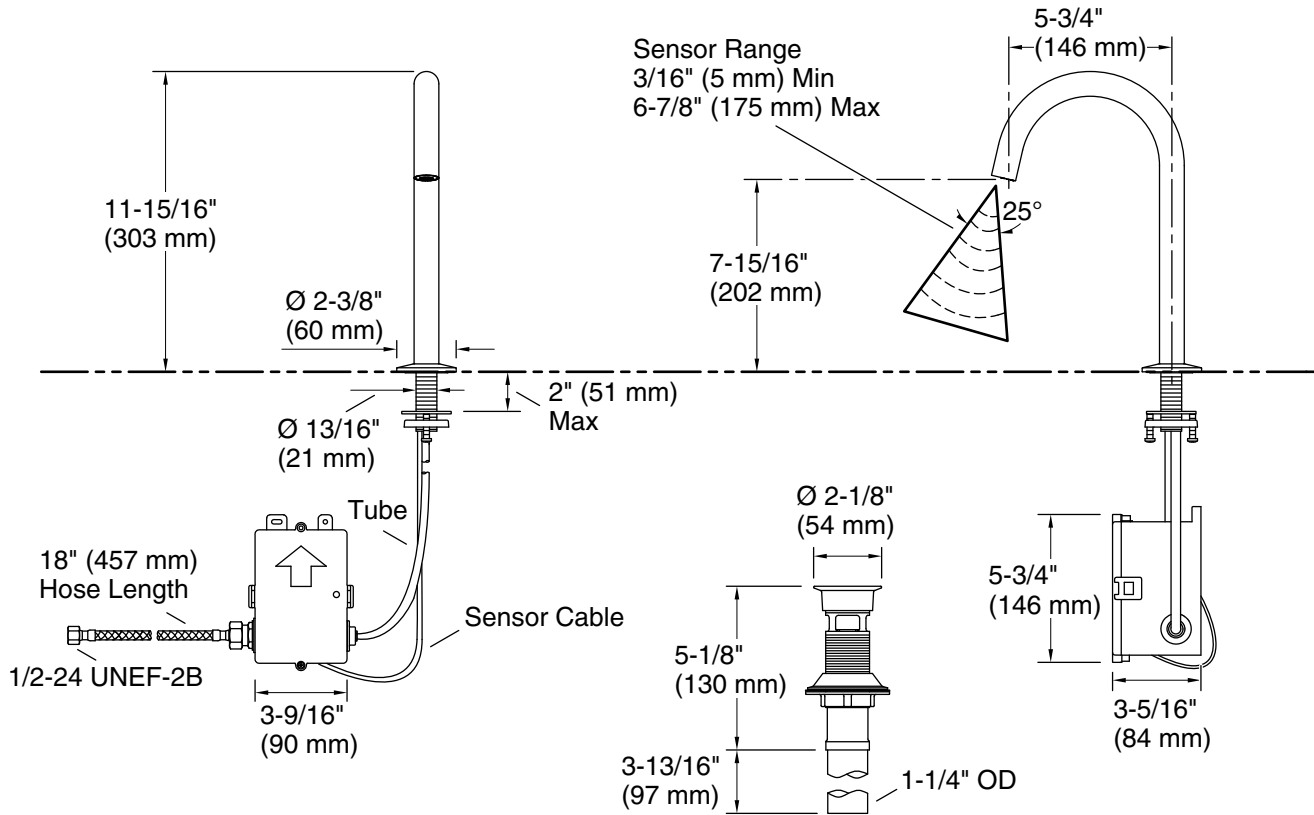
Included Components

1-800-4KOHLER (1-800-456-4537)

Kohler Co. reserves the right to make revisions without notice to product specifications.

For the most current Specification Sheet, go to www.kohler.com USA or www.kohler.ca Canada

3-12-2025 22:00 - US



Required Electrical Service

One circuit required, protected with Class A Ground-Fault Circuit-Interrupter (GFCI). Outside North America, this device may be known as a Residual Current Device (RCD).

110/220 V, 50 Hz

Technical Information

All product dimensions are nominal.

Power source: Hardwire - AC and Plug - AC, not included

Faucet flow rate: 0.5 gal/min (1.9 l/min)

Drain included: Yes

Drain with overflow: Yes

Drain tailpiece included: Yes

Spout:

Spout reach: 5-3/4" (146 mm)

Pressure/fixture Supply Requirements

Fixture pressure max (static): 125 psi (861.8 kPa)

Fixture pressure min: 20 psi (137.9 kPa)

1-800-4KOHLER (1-800-456-4537)

Kohler Co. reserves the right to make revisions without notice to product specifications.

For the most current Specification Sheet, go to www.kohler.com USA or www.kohler.ca Canada

3-12-2025 22:00 - US

Notes

Install this product according to the installation instructions.

ADA, OBC, CSA B651 compliant when installed to the specific requirements of these regulations.