

Features

- 0.5 gpf (1.9 lpf)
- Activation distance is factory-set
- Chloramine and chlorine resistance on all rubber components exposed to waterway
- Engineered for optimal performance with KOHLER® commercial fixtures
- 125-micron filter protects internal components
- High back pressure vacuum breaker
- Locking stop cap provides protection against vandalism
- No external flush volume adjustment ensures water conservation
- 24-hour automatic sentinel flush keeps trapway fresh
- Mechanical override enables flushometer to be used manually even during a power outage
- Powered by 1.5V AA lithium batteries

Material

- Brass construction with durable Polished Chrome finish

Technology

- Electronic infrared sensor with Tripoint® technology for accurate activation
- Patented piston technology for superior flush volume accuracy

Installation

- Intended for urinal installations with 3/4" (19 mm) top spud coupling connection

Recommended Products/Accessories

- K-23723 Faucet cleaner
- 1421939 Flushometer Arm Extension Kit
- 1509698 Pressure Gauge Kit, 1/8"



Codes/Standards





ASME A112.18.1/CSA B125.1
 ASSE 1037/ASME A112.1037/CSA B125.37
 EPA WaterSense®
 ADA
 ICC/ANSI A117.1
 CSA B651
 OBC
 IAPMO Certification

KOHLER® One-Year Limited Warranty

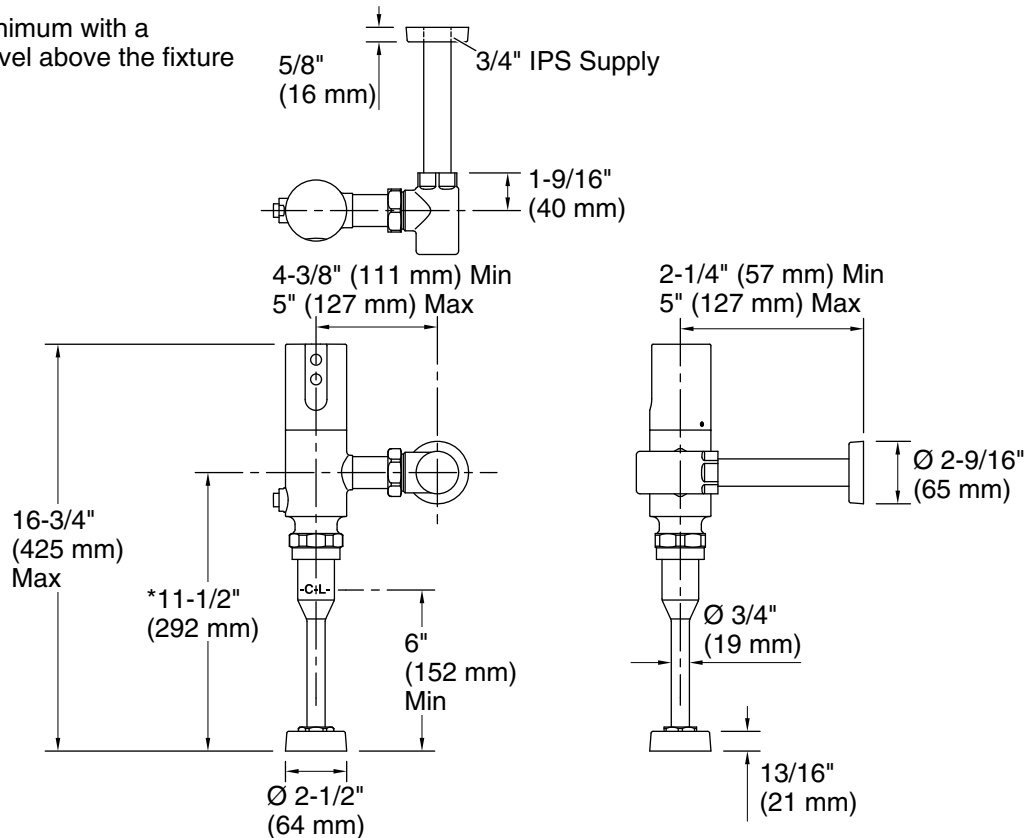
See website for detailed warranty information.

Available Colors/Finishes

Color tiles intended for reference only.

Color	Code	Description
	CP	Polished Chrome
	BN	Vibrant® Brushed Nickel
	BL	Matte Black
	2MB	Vibrant® Brushed Moderne Brass

*10-3/4" (273 mm) minimum with a
6" (152 mm) critical level above the fixture



Technical Information

All product dimensions are nominal.

Handshower:

Rated maximum flow: 0 gal/min (0 l/min)

Pressure/fixture Supply Requirements

Fixture pressure max (static): 80 psi (551.6 kPa)

Fixture pressure min (static): 25 psi (172.4 kPa)

Min flowing pressure: 25 psi (172.4 kPa)

Min flow rate: 25 gpm (94.6 lpm)

Notes

Install this product according to the installation instructions.

ADA, OBC, CSA B651 compliant when installed to the specific requirements of these regulations.