



Archer®
60" x 32" alcove bath w/ integral apron, right drain
K-1123-ZV

Features

- Comfort Depth® design offers a 19" (483 mm) step-over height
- Integral apron
- Integral lumbar support and armrests offer extra comfort while bathing
- Textured bottom surface
- Coordinates with other products in the Archer collection

Material

- Acrylic

Installation

- Alcove
- Integral flange
- Right drain

Recommended Products/Accessories

- K-23726 Drain treatment
- K-7259 Brass toe tap bath drain



ADA

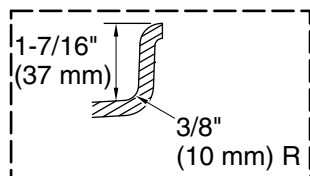
Codes/Standards

CSA B45.5/IAPMO Z124
ASTM E162
ASTM E662
ADA
ICC/ANSI A117.1

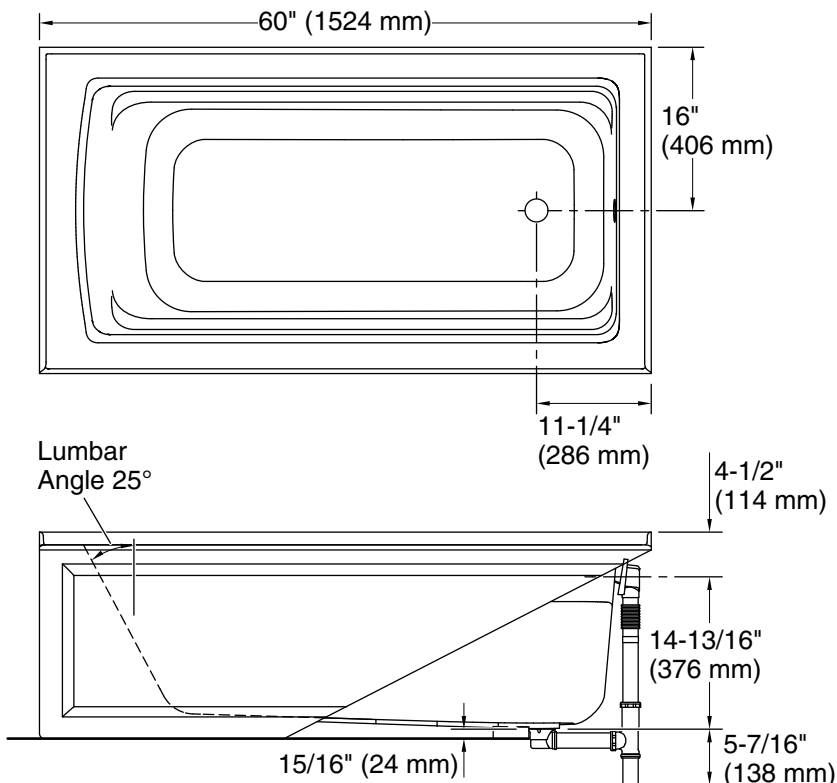
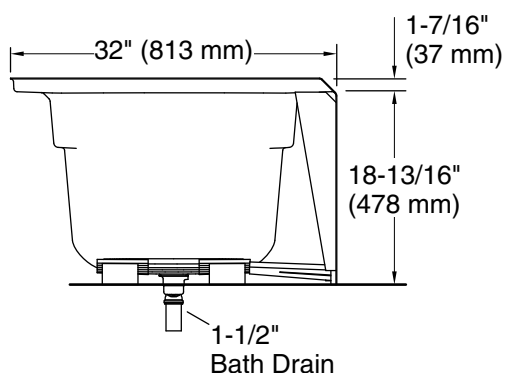
KOHLER® Plastic Baths and Shower Bases Lifetime Limited Warranty

See website for detailed warranty information.

No change in measurements if connected with drain illustrated. (K-7259)



Integral Flange Detail



Technical Information

All product dimensions are nominal.

Drain location:	Right
Basin area, bottom:	45-1/8" x 19-11/16" (1146 mm x 500 mm)
Basin area, top:	52-3/4" x 25-5/16" (1340 mm x 643 mm)
Weight:	80 lbs (36.3 kg)
Minimum floor load:	45 lbs/ft ² (219.7 kg/m ²)
Water depth:	15" (381 mm)
Water capacity:	58 gal (219.6 L)
Minimum flat for door:	2-3/16" (56 mm)

Notes

Measure your actual product for rough-in details.

Install this product according to the installation instructions.

The hot water supply should be 70% of the capacity of the bath or greater. Installations will vary.

ADA compliant when installed to the specific requirements of these regulations.