



**Bancroft®**  
60" x 32" alcove bath, left drain  
**K-1150-LA**

**Features**

- Integral lumbar support
- Integral apron
- Integral flange helps prevent water from seeping behind wall and simplifies alcove installation
- Textured bottom surface
- Coordinates with other products in the Bancroft collection

**Material**

- Acrylic

**Installation**

- Left drain
- Alcove

**Recommended Products/Accessories**

- K-11677 Bath Drain
- K-23726 Drain treatment
- K-23732 Tub & shower cleaner
- K-31796 Above-the-floor bath drain kit
- K-31798 Bath drain kit



**Codes/Standards**

- CSA B45.5/IAPMO Z124
- ASTM E162
- ASTM E662
- IAPMO Certification

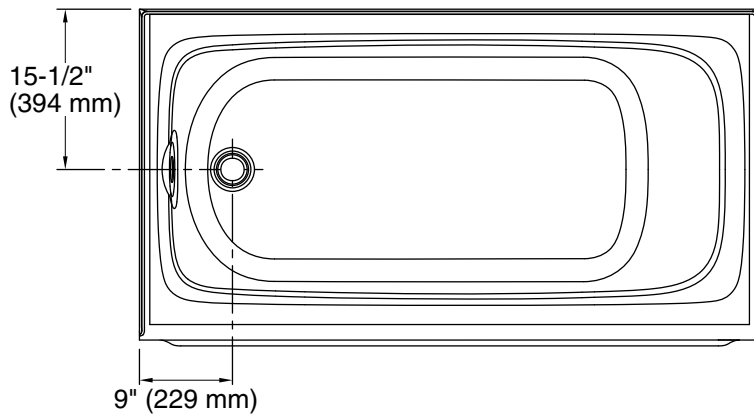
**KOHLER® Plastic Baths and Receptors Lifetime Limited Warranty**  
See website for detailed warranty information.

**Available Colors/Finishes**

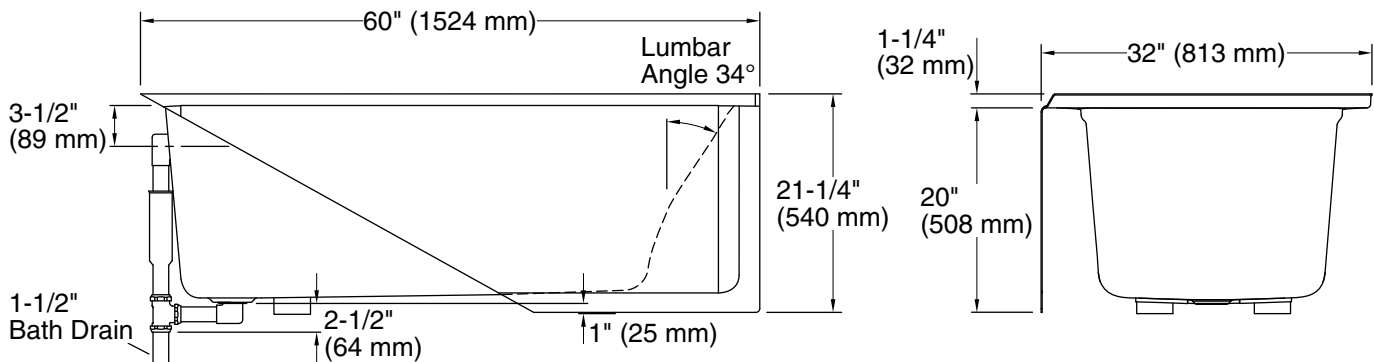
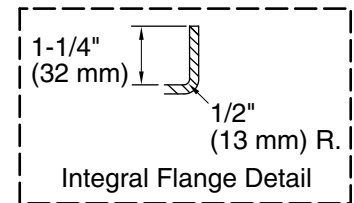
*Color tiles intended for reference only.*

**Color Code Description**

	0	White
---	---	-------



No change in measurements if connected with drain illustrated. (K-11677)



## Technical Information

All product dimensions are nominal.

Drain location:	Left
Basin area, bottom:	45" x 22" (1143 mm x 559 mm)
Basin area, top:	54" x 25" (1372 mm x 635 mm)
Weight:	80 lbs (36.3 kg)
Minimum floor load:	45 lbs/ft <sup>2</sup> (219.7 kg/m <sup>2</sup> )
Water depth:	15" (381 mm)
Water capacity:	60 gal (227.1 L)
Minimum flat for door:	2" (51 mm)

## Notes

Measure your actual product for rough-in details.

Install this product according to the installation instructions.

The hot water supply should be 70% of the capacity of the bath or greater. Installations will vary.