

Features

- Kinesis® technology with concealed sensor allows for a clean aesthetic and provides extraordinarily accurate and reliable actuation in varying installation environments
- Below-counter valving reduces the faucet footprint and provides easier service
- Design-forward aesthetic for commercial bathroom spaces
- 0.5 gpm (1.9 lpm) maximum flow rate
- Requires K-13480 single or K-13481 multiple AC adapter unit (sold separately)
- On-demand usage with 30-second max. continual run cycle to prevent vandalism and save water
- Vandal-resistant aerator
- 18" (457 mm) stainless steel braided flexible supply hose for easy installation
- 6-1/8" (156 mm) spout reach
- Concealed mechanical mixer sold separately
- Complies with the Safe Drinking Water Act (SDWA)
- Box includes spout assembly, grid drain, control box assembly, supply hose, and standard mounting hardware

Material

- Brass spout
- Cast brass valve

Technology

- Kinesis® sensor technology offers on-demand detection for maximum water savings

Installation

- Wall-mount

Required Products/Accessories

[K-13480-A](#) AC Single Supply

or

[K-13481-A](#) Multi-Outlet Power Supply

Recommended Products/Accessories

K-23726 Drain treatment

K-23723 Faucet cleaner

Included Components

K-7129-A Bathroom sink grid drain with overflow



ADA

CSA B651

OBC

Codes/Standards

ASME A112.18.1/CSA B125.1

NSF/ANSI/CAN 61

NSF/ANSI/CAN 372

All applicable US Federal and State material regulations

DOE - Energy Policy Act 1992

California Energy Commission (CEC)

ADA

ICC/ANSI A117.1

CSA B651

OBC





IAPMO Certification

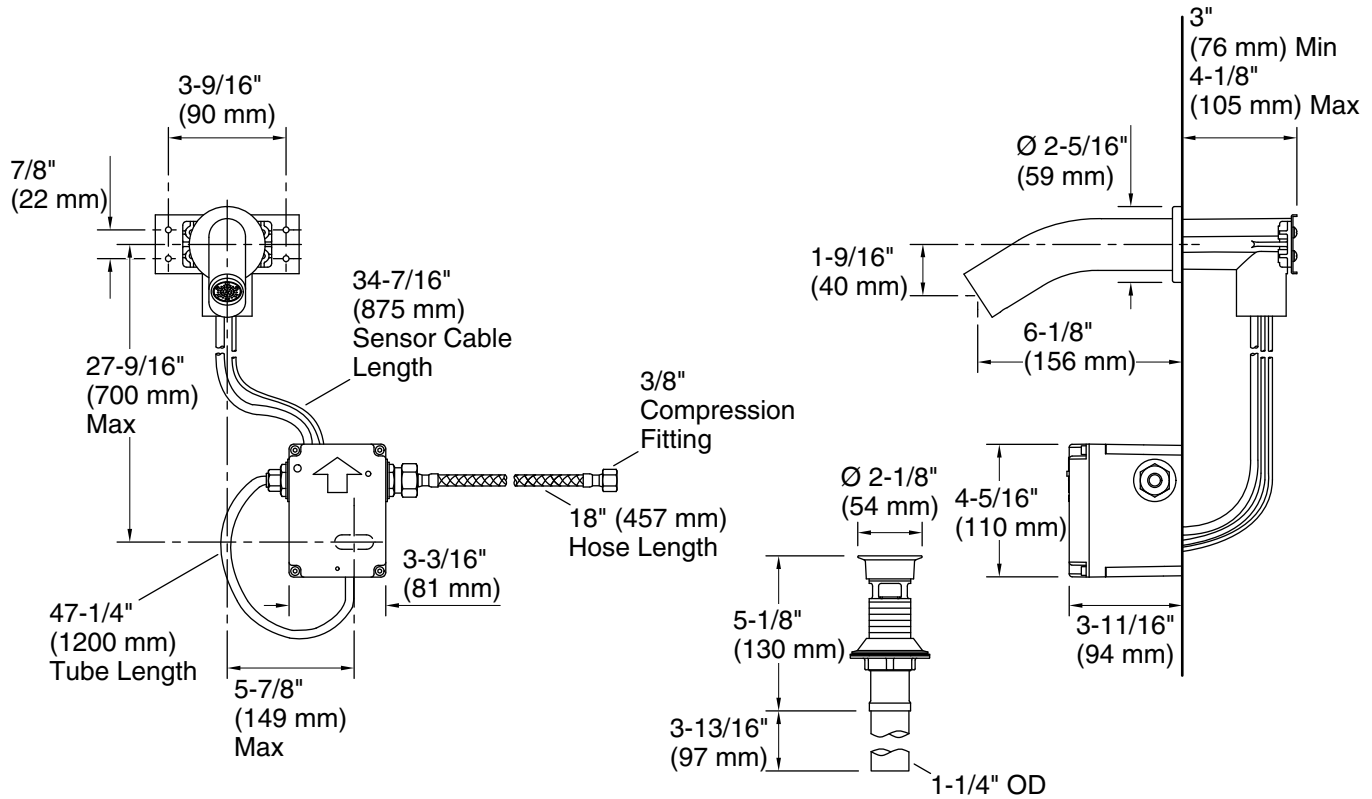
KOHLER® One-Year Limited Warranty

See website for detailed warranty information.

Available Colors/Finishes

Color tiles intended for reference only.

Color	Code	Description
	CP	Polished Chrome
	BN	Vibrant® Brushed Nickel
	BL	Matte Black
	2MB	Vibrant® Brushed Moderne Brass



Required Electrical Service

One dedicated circuit required, protected with Class A Ground-Fault Circuit-Interrupter (GFCI). Outside North America, this device may be known as a Residual Current Device (RCD).
120/240 V, 50/60 Hz

Technical Information

All product dimensions are nominal.

Power source: Hardwire - AC and Plug - AC, not included

Faucet:

Flow rate: 0.5 gal/min (1.9 l/min)

Drain included: Yes

Spout:

Spout reach: 6-1/8" (156 mm)

Handshower:

Rated maximum flow: 0 gal/min (0 l/min)

Notes

Install this product according to the installation instructions.

ADA, OBC, CSA B651 compliant when installed to the specific requirements of these regulations.