

KOHLER® Faucets

Widespread bathroom sink faucet with Lever handles,
1.2 gpm
K-13132-4A

Features

- Two Pure design lever handles allow for both volume and temperature control
- Includes metal pop-up drain with lift rod and tailpiece
- 1.2 gpm (4.5 lpm) maximum flow rate at 60 psi (4.14 bar)
- 5" (127 mm) spout reach
- KOHLER® ceramic disc valves exceed industry longevity standards for a lifetime of durable performance
- Coordinates with Pinstripe faucets, accessories, and showering components to complete your bathroom
- Laminar flow

Material

- Premium metal construction for durability and reliability
- KOHLER® finishes resist corrosion and tarnishing

Installation

- Handles are preassembled on valves to simplify installation
- Widespread
- For 8" – 16" (203 – 406 mm) centers

Recommended Products/Accessories

K-23726 Drain treatment
K-23723 Faucet cleaner



ADA

CSA B651

OBC

Codes/Standards

ASME A112.18.1/CSA B125.1

NSF/ANSI/CAN 61

NSF/ANSI/CAN 372

All applicable US Federal and State material regulations

DOE - Energy Policy Act 1992

EPA WaterSense®

California Energy Commission (CEC)

ADA

ICC/ANSI A117.1

CSA B651

OBC

IAPMO Certification




KOHLER® Faucet Lifetime Limited Warranty

See website for detailed warranty information.

Available Colors/Finishes

Color tiles intended for reference only.

Color Code Description

	CP	Polished Chrome
	SN	Vibrant® Polished Nickel
	BN	Vibrant® Brushed Nickel

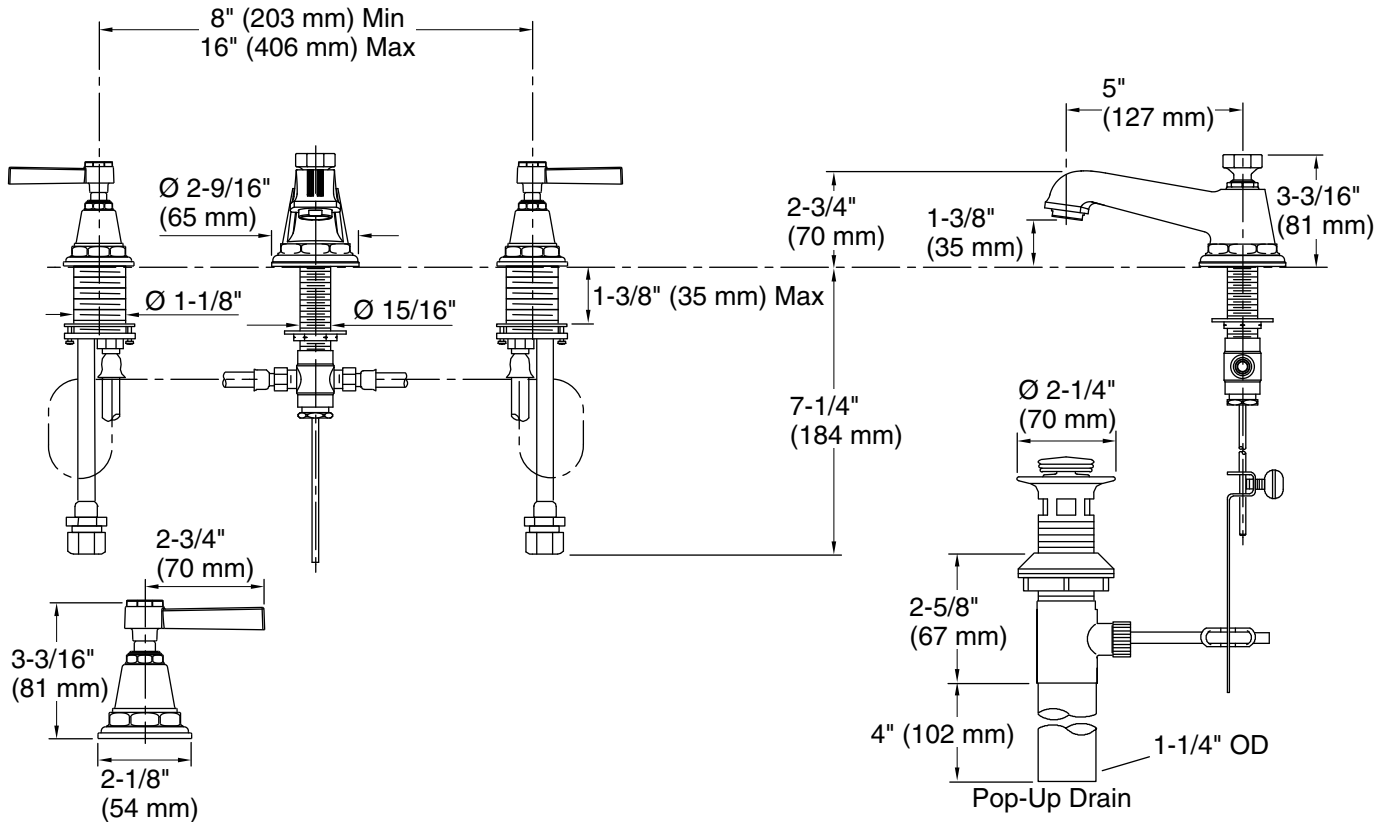
1-800-4KOHLER (1-800-456-4537)

Kohler Co. reserves the right to make revisions without notice to product specifications.

For the most current Specification Sheet, go to www.kohler.com USA or www.kohler.ca Canada

10-21-2024 00:45 - US/CA

THE BOLD LOOK
OF **KOHLER®**



Technical Information

All product dimensions are nominal.

Faucet:

Flow rate: 1.2 gal/min (4.5 l/min)

Drain included: Yes

Spout:

Spout reach: 5" (127 mm)

Handshower:

Rated maximum flow: 0 gal/min (0 l/min)

Notes

Install this product according to the installation guide.

ADA compliant for handles only.

ADA, OBC, CSA B651 compliant when installed to the specific requirements of these regulations.