

Features

- Vandal-resistant aerator
- 24" (610 mm) flexible supply hose for easy installation
- 5" (127 mm) spout reach
- Stationary spout
- Without temperature mixer
- Includes two AAA batteries
- Less drain
- 0.5 gpm (1.9 lpm) maximum flow rate at 60 psi (4.14 bar)

Material

- Brass

Installation

- Single-hole mounting
- Above-counter battery and valve for easy installation and maintenance

Recommended Products/Accessories

- K-23726 Drain treatment
- K-23723 Faucet cleaner



ADA

CSA B651

OBC

Codes/Standards



ASME A112.18.1/CSA B125.1
NSF/ANSI/CAN 372
All applicable US Federal and State material regulations
DOE - Energy Policy Act 1992
ADA
ICC/ANSI A117.1
CSA B651
OBC
IAPMO Certification

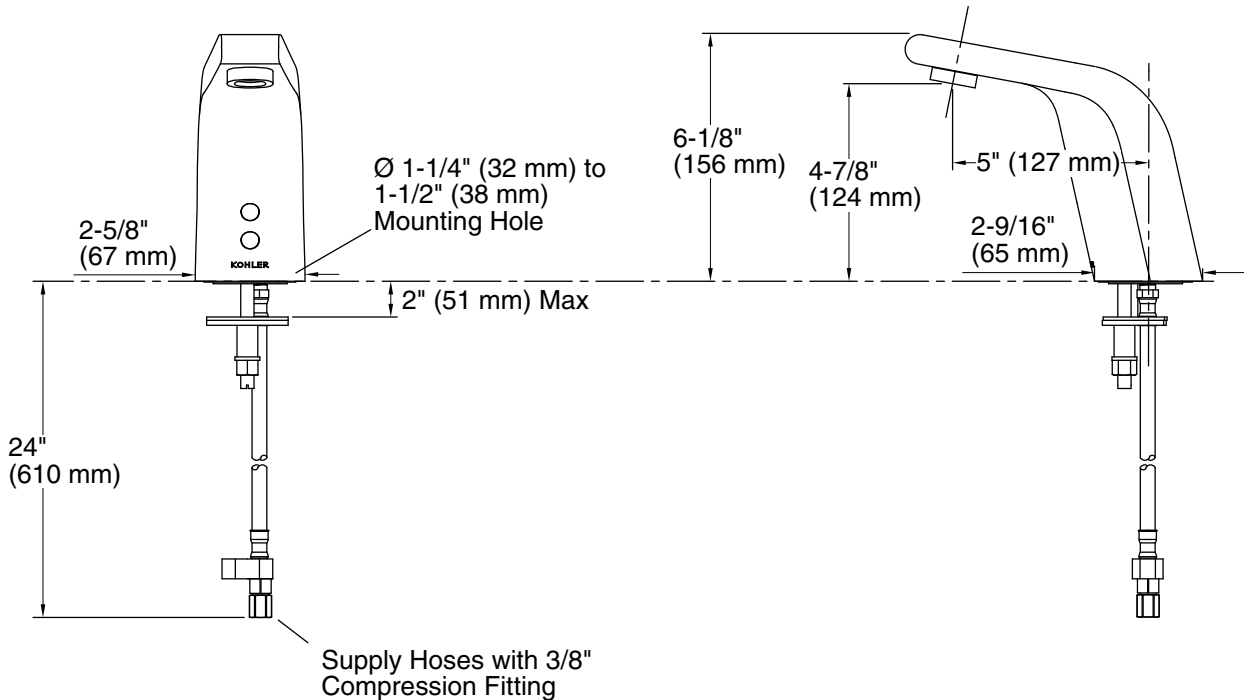
KOHLER® Electronic Faucets, Valves, and Controls Five-Year Limited Warranty

See website for detailed warranty information.

Available Colors/Finishes

Color tiles intended for reference only.

Color	Code	Description
	CP	Polished Chrome
	VS	Vibrant® Stainless



Technical Information

All product dimensions are nominal.

Power source: Battery - DC, included

Faucet:

Flow rate: 0.5 gal/min (1.9 l/min)

Drain included: No

Spout:

Spout reach: $4\text{-}15/16\text{'' (125 mm)}$

Handshower:

Rated maximum flow: 0 gal/min (0 l/min)

Notes

Install this product according to the installation guide.

A $1\text{-}1/4\text{'' (32 mm)}$ minimum to $1\text{-}1/2\text{'' (38 mm)}$ maximum diameter mounting hole is required.

The minimum distance between the back of the faucet spout and the wall must be $1\text{-}3/4\text{'' (44 mm)}$. This will allow proper clearance for setscrew access.

The maximum distance between the bathroom sink basin edge to the base of the faucet spout must be $1\text{-}3/4\text{'' (44 mm)}$.

The maximum height of the lip basin should be $3/4\text{'' (19 mm)}$.

Product includes rosebud spray aerator. Other aerator styles are available.

ADA, OBC, CSA B651 compliant when installed to the specific requirements of these regulations.