



# Devonshire® 60" x 32" Heated BubbleMassage™ air alcove bath K-1357-GHRA

## Features

- 120 airjets release thousands of heated bubbles that surround and support the body in a warm massage
- Variable-speed blower lets you adjust massage intensity to 18 levels
- Built-in heater
- Automatic and manual purge cycles remove residual water from air channels after use
- 60-minute automatic shutoff timer
- Integral apron with removable access panel
- Integral lumbar support and armrests offer extra comfort while bathing
- Keypad control
- Textured bottom surface

## Material

- Acrylic

## Technology

- Heated BubbleMassage™ technology warms and humidifies air before it enters the bath

## Installation

- Alcove
- Integral flange
- Right drain

## Required Products/Accessories

K-T37391 Rotary-turn bath drain trim  
K-T37392 Rotary-turn bath drain trim

or

K-37383 Rough-in cable bath drain, PVC, 30" cable with tubing  
K-78438 30" cable bath drain

or

K-37385 rough-in cable drain, PVC, 45" cable  
K-78439 45" cable bath drain

## Recommended Products/Accessories

K-1446 Remote Installation Kit  
K-1491 Bath/Whirlpool Pillow  
K-1601 Bath/whirlpool footstop, removable  
K-7213 27" Cable Bath Drain  
K-7214 27" Cable Bath Drain  
K-7259 Brass toe tap bath drain



## Codes/Standards

ASME A112.19.7/CSA B45.10  
CSA B45.5/IAPMO Z124  
ASTM E162  
ASTM E662  
UL 1795  
CSA C22.2 No. 218.2  
cUL Listed  
UL Listed

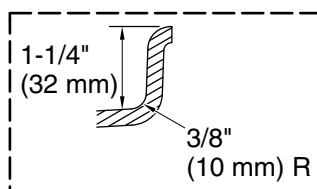
## KOHLER® Plastic Baths and Shower Bases Lifetime Limited Warranty KOHLER® Hydrotherapy Components Five-Year Limited Warranty

See website for detailed warranty information.

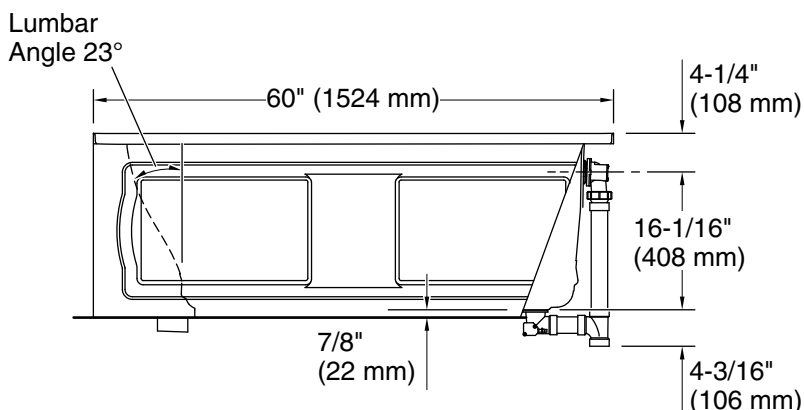
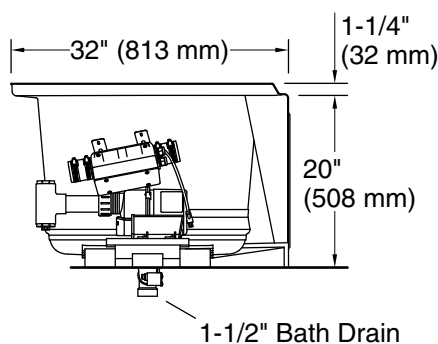
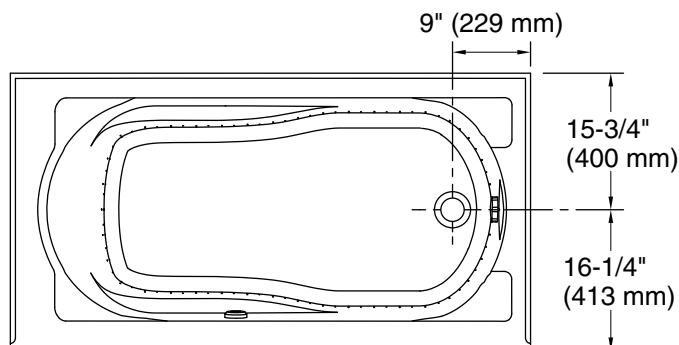


**Devonshire®**  
60" x 32" Heated BubbleMassage™ air alcove bath  
**K-1357-GHRA**

No change in measurements if connected with drain illustrated. (K-7213)



**Integral Flange Detail**



### Required Electrical Service

Two dedicated circuits required, protected with Class A Ground-Fault Circuit-Interrupter (GFCI). Outside North America, this device may be known as a Residual Current Device (RCD).

Blower: 120 V, 15 A, 60 Hz  
Air bath: 120 V, 15 A, 60 Hz

### Technical Information

All product dimensions are nominal.

Drain location: Right  
Basin area, bottom: 42" x 20" (1067 mm x 508 mm)  
Basin area, top: 51" x 24" (1295 mm x 610 mm)  
Weight: 139.5 lbs (63.3 kg)  
Minimum floor load: 47 lbs/ft² (229.5 kg/m²)  
Water depth: 14-1/2" (368 mm)  
Water capacity: 60 gal (227.1 L)  
Electrical component rating: Blower: 120 V, 10 A, 60 Hz  
Air bath: 120 V, 5 A, 60 Hz  
Minimum flat for door: 2-1/2" (64 mm)

### Notes

Measure your actual product for rough-in details.

Install this product according to the installation instructions.

The hot water supply should be 70% of the capacity of the bath or greater. Installations will vary.