

Features

- Sleek, minimalist design
- Tall height is ideal for vessel-style sinks
- Single lever handle provides on/off activation and volume control
- For use with cold water line only
- 8.43 inch (214 mm) spout height
- 4.69 inch (119 mm) spout reach
- Aerated flow
- 5.5 gpm (22.0 lpm) maximum flow rate at 43.5 psi (3.0 bar)
- KOHLER® ceramic disc valves exceed industry longevity standards for a lifetime of durable performance
- Coordinates with other products in the Parallel collection
- Drain sold separately

Material

- Premium metal construction for durability and reliability
- KOHLER finishes resist corrosion and tarnishing

Installation

- Single-hole installation
- Deck-mount



Codes/Standards






None Applicable

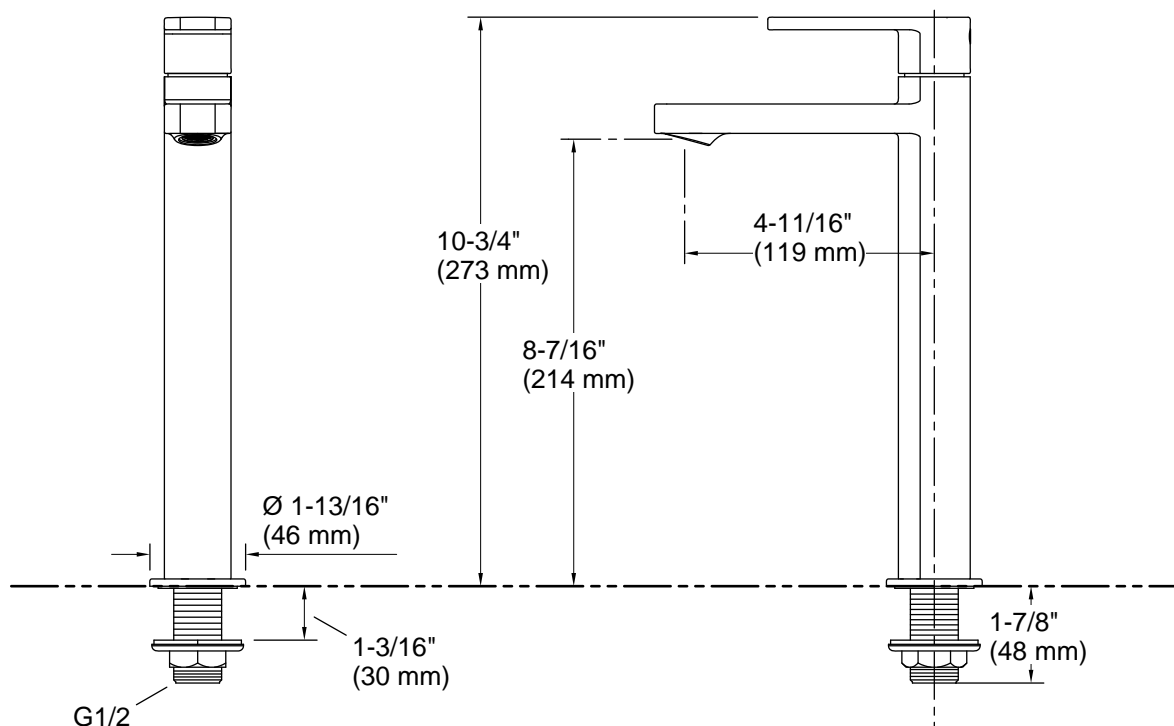
KOHLER® India Faucet Limited Warranty

See website for detailed warranty information.

Available Colors/Finishes

Color tiles intended for reference only.

Color	Code	Description
	CP	Polished Chrome
	AF	Vibrant® French Gold
	BN	Vibrant® Brushed Nickel
	BV	Vibrant® Brushed Bronze
	RGD	Vibrant Rose Gold

**Technical Information**

All product dimensions are nominal.

Drain included: No

Drain with overflow: No

Notes

Install this product according to the installation guide.