

### Features

- Generously sized basin with light-reflecting facets
- No faucet holes; requires wall- or counter-mount faucet
- Fits on a standard-size countertop and works with a range of faucet styles
- Allows flexible faucet and accessory installation

### Material

- Glass

### Installation

- Vessel

### Required Products/Accessories

K-7107 Decorative Drain

or

K-7108 Decorative Drain

or

K-7129 Drain

### Recommended Products/Accessories

K-23726 Drain treatment

K-23723 Faucet cleaner



ADA

### Codes/Standards

CSA B45.11/IAPMO Z401

CSA B45.11/IAPMO Z401

ADA

ICC/ANSI A117.1








IAPMO Certification

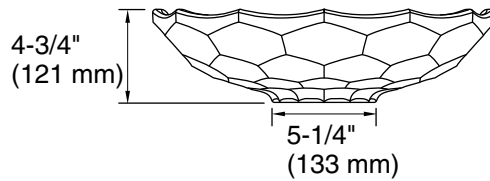
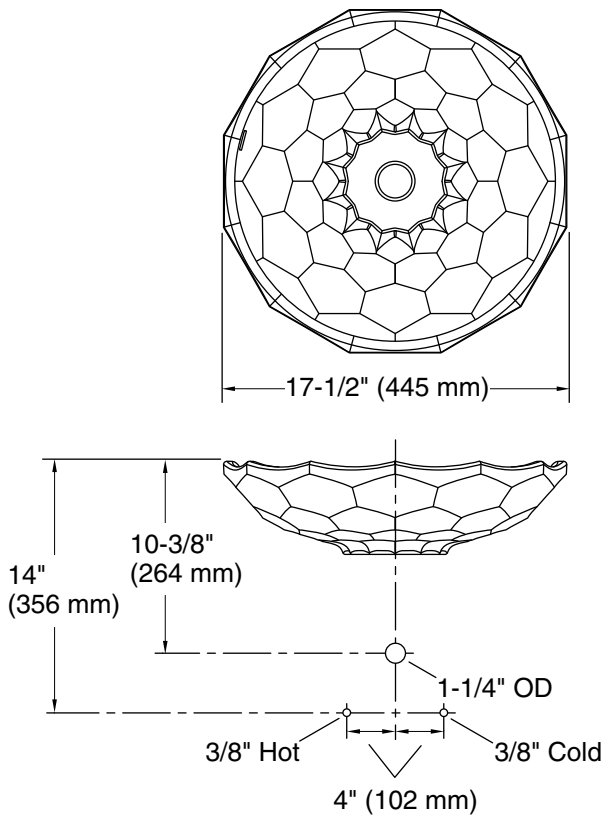
### KOHLER® One-Year Limited Warranty

See website for detailed warranty information.

### Available Colors/Finishes

*Color tiles intended for reference only.*

| Color   | Code | Description            |
|---|------|------------------------|
|  | B11  | Ice                    |
|  | TG7  | Translucent Sandalwood |
|  | TG8  | Translucent Stone      |
|  | TG1  | Translucent Dusk       |
|  | TG2  | Translucent Dew        |
|  | TG3  | Translucent Doe        |
|  | TG6  | Translucent Sapphire   |



### Technical Information

All product dimensions are nominal.

Basin configuration: Single Bowl

Bowl area (Only): Length: 15-7/8" (403 mm)  
Width: 15-7/8" (403 mm)  
Bowl depth: 4" (102 mm)  
Water depth: 4" (102 mm)

With overflow: No

### Notes

Install this product according to the installation instructions.

ADA compliant when installed to the specific requirements of these regulations.