

Features

- Fits minimum 36" (914 mm) apron sink base cabinet
- Single bowl
- 9" (229 mm) depth provides generous workspace
- No faucet holes; requires wall- or deck-mount faucet
- Self-Trimming® apron overlaps cabinet face for easy installation and beautiful results
- Bowl slopes toward drain to minimize water pooling
- Offset drain increases workspace in the sink and storage space underneath
- Included accessories: cutting board, drain board, colander / drying rack, soaking bin with drain, stainless steel bottom sink rack
- All included accessories nest neatly together for easy storage when not in use
- Drain board, colander / drying rack, soaking bin with drain, and bottom sink rack are dishwasher-safe

Material

- KOHLER® enameled cast iron
- Acid-resistant enamel finish

Installation

- Undermount

Required Products/Accessories

K-11352 Disposal Flange with Stopper

or

K-8801 Sink drain and strainer with tailpiece

or

K-8799 Sink drain and strainer basket

Recommended Products/Accessories

K-23726 Drain treatment

K-23725 Cast iron cleaner

Optional Products/Accessories

K-9000 P-Trap

K-35007 Bifold multipurpose rack

K-35002 Ice bucket holder

K-35003 Workstation sink cover

K-35004 HDPE cutting board

K-35005 Marble serving tray

K-35487 Three-piece ice bucket set

K-35484 Three-piece workstation sink prep bowl set

Included Components

K-35000 Three-piece workstation sink accessory set

K-35001 Maple wood cutting board

K-6237 Left-Bowl Sink Rack



Codes/Standards









ASME A112.19.1/CSA B45.2

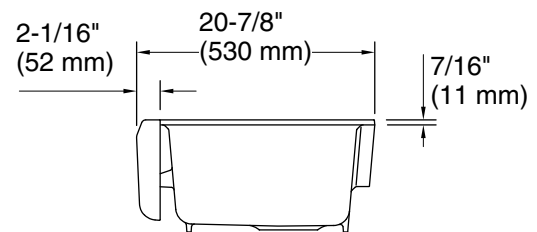
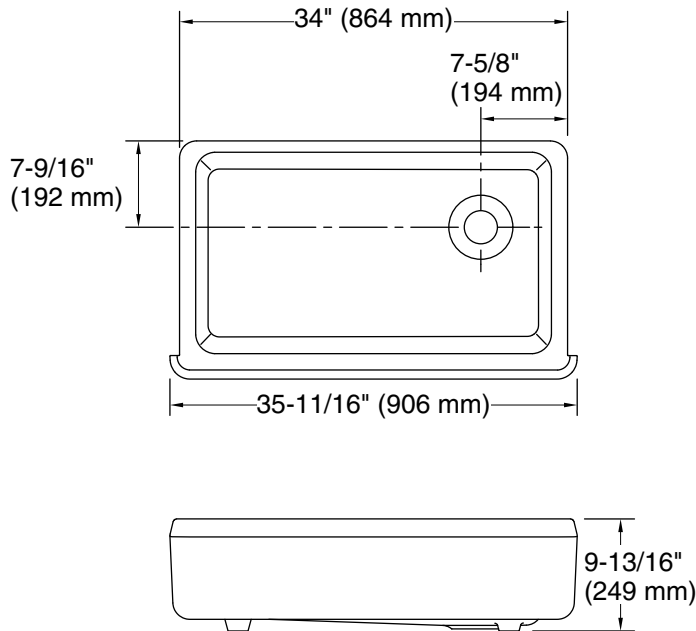
KOHLER® Enameled Cast Iron Kitchen and Bathroom Sink Lifetime Limited Warranty

See website for detailed warranty information.

Available Colors/Finishes

Color tiles intended for reference only.

Color	Code	Description
	0	White
	FF	Sea Salt™
	96	Biscuit
	NY	Dune
	95	Ice™ Grey
	58	Thunder™ Grey
	7	Black Black™
	TRF	Truffle



Technical Information

All product dimensions are nominal.

Basin configuration: Single Bowl
 Min. base cabinet width: 36" (914 mm)

Bowl area (Basin #1): Length: 30-1/4" (769 mm)
 Width: 15-13/16" (402 mm)
 Bowl depth: 9" (229 mm)
 Water depth: 9" (229 mm)

Drain hole: 3-7/8" (98 mm)

Template: Undermount, 1398641-7, required, included
 Apron-front, 1157001, required, included

Notes

Install this product according to the installation instructions.

NOTICE: Countertop manufacturer or cutter must use the cut-out template provided with the product, or a current one provided by Kohler Co. (call 1-800-4KOHLER). Kohler Co. is not responsible for cutout errors when the incorrect cut-out template is used