



**Leaf™**  
23-3/4" rectangular vessel bathroom sink  
**K-2530**

**Features**

- Overflow drain with included Polished Chrome cap
- No faucet holes; requires wall- or counter-mount faucet

**Material**

- Fireclay

**Installation**

- Vessel

**Recommended Products/Accessories**

- K-23726 Drain treatment
- K-23725 Cast iron cleaner

**Included Components**

- K-4061 Bathroom Sink Overflow Cap



**ADA**

**CSA B651**

**Codes/Standards**

ASME A112.19.2/CSA B45.1

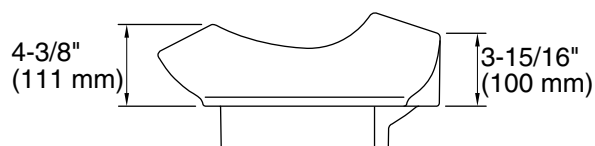
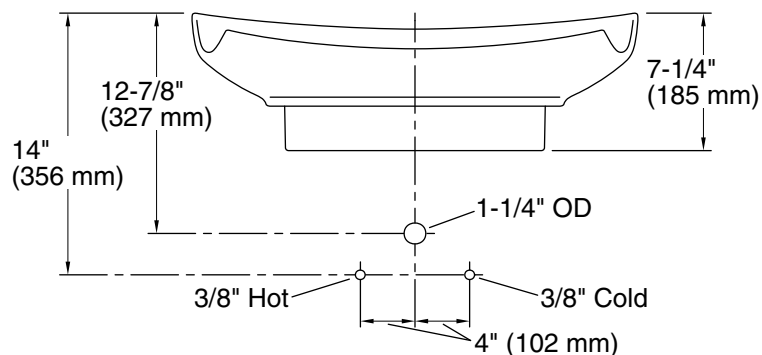
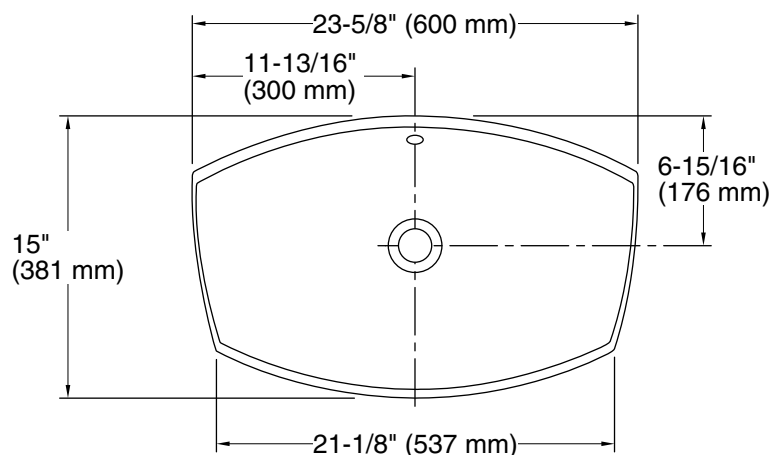
ADA

ICC/ANSI A117.1

CSA B651

**KOHLER® One-Year Limited  
Warranty**

See website for detailed warranty information.



### Technical Information

All product dimensions are nominal.

Basin configuration: Single Bowl

Bowl area: Length: 23" (584 mm)  
Width: 13-3/4" (349 mm)  
Water depth: 1-15/16" (49 mm)

With overflow: Yes

Drain hole: 1-11/16" (43 mm)

Template: 1095093-7, required, included

### Notes

Install this product according to the installation instructions.

ADA, CSA B651 compliant when installed to the specific requirements of these regulations.