



Archer®
62" x 32" freestanding bath w/Bask®
K-2592-W1

Features

- Bask® heated surface creates spa-like relaxation with soothing warmth on your back, shoulders, and neck
- Three heat settings allow you to customize the surface temperature
- Freestanding design creates a striking focal point in your bathing area
- Integral lumbar support
- Slotted overflow allows for deep soaking
- Coordinates with other products in the Archer collection

Material

- Acrylic

Installation

- Reversible drain
- Freestanding
- End ledge allows for deck-mounting capabilities for faucets

Required Products/Accessories

K-7271 Brass Slotted Overflow Bath Drain

or

K-7272 PVC Slotted Overflow Bath Drain

Recommended Products/Accessories

K-23726 Drain treatment

K-31797 Slotted overflow bath drain kit

K-31795 Slotted overflow above-the-floor bath drain kit



Codes/Standards

CSA B45.5/IAPMO Z124

UL 1795

CSA C22.2 No. 218.2

cUL Listed

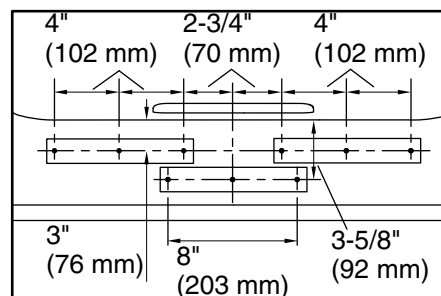
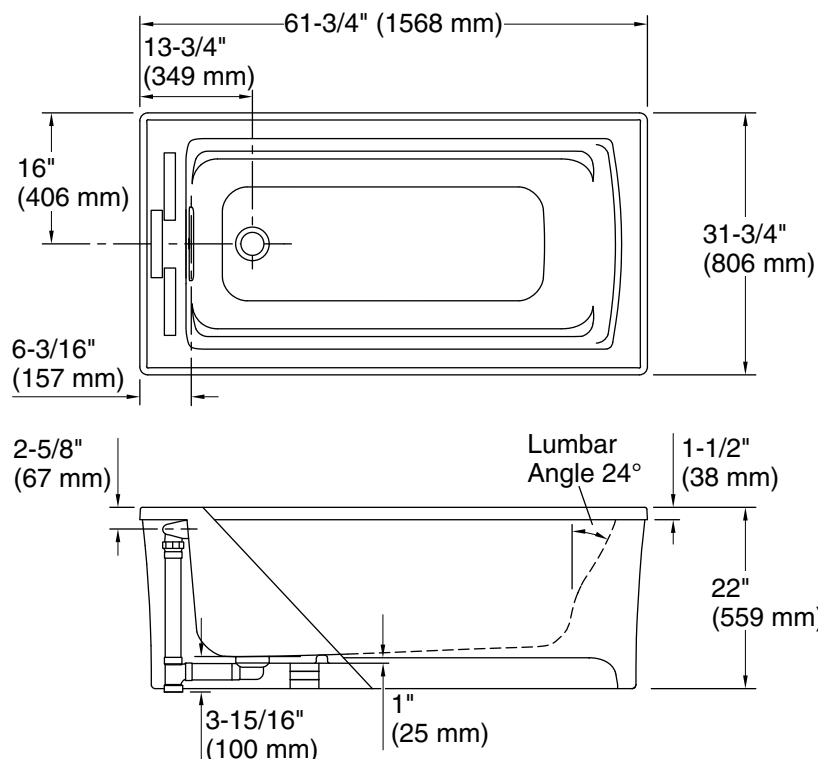
UL Listed

**KOHLER® Plastic Baths and
Receptors Lifetime Limited
Warranty KOHLER® Hydrotherapy
Components Five-Year Limited
Warranty**

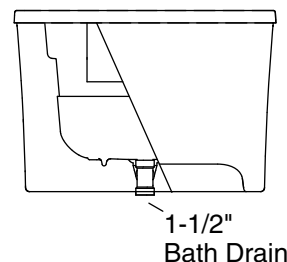
See website for detailed warranty information.

No change in measurements if connected with drain illustrated. (K-7272)

 Recommend Faucet Location



Recommended Faucet Hole Location



Required Electrical Service

One circuit required, protected with Class A Ground-Fault Circuit-Interrupter (GFCI). Outside North America, this device may be known as a Residual Current Device (RCD).

120 V, 15 A, 60 Hz

Technical Information

All product dimensions are nominal.

Drain location:	Reversible
Basin area, bottom:	45-1/8" x 19-11/16" (1147 mm x 500 mm)
Basin area, top:	52-3/4" x 25-5/16" (1339 mm x 643 mm)
Weight:	166 lbs (75.3 kg)
Minimum floor load:	43.6 lbs/ft² (212.9 kg/m²)
Water depth:	15-1/16" (383 mm)
Water capacity:	58 gal (219.6 L)
Template:	Footprint, 1265460, not required, not included

Notes

Measure your actual product for rough-in details.

Install this product according to the installation instructions.

The hot water supply should be 70% of the capacity of the bath or greater. Installations will vary.

This bath is designed for freestanding installation only.

If installing a rim-mount faucet, make sure there is no interference above or below the deck before drilling any holes.