



**Archer®**  
68" x 32" freestanding bath w/Bask®  
**K-2594-W1**

**Features**

- Bask® heated surface creates spa-like relaxation with soothing warmth on your back, shoulders, and neck
- Three heat settings allow you to customize the surface temperature
- Freestanding design creates a striking focal point in your bathing area
- Integral lumbar support
- Slotted overflow allows for deep soaking
- Coordinates with other products in the Archer collection

**Material**

- Acrylic

**Installation**

- Reversible drain
- Freestanding
- End ledge allows for deck-mounting capabilities for faucets

**Required Products/Accessories**

K-7271 Brass Slotted Overflow Bath Drain

or

K-7272 PVC Slotted Overflow Bath Drain

**Recommended Products/Accessories**

K-23726 Drain treatment

K-31797 Slotted overflow bath drain kit

K-31795 Slotted overflow above-the-floor bath drain kit



**Codes/Standards**

CSA B45.5/IAPMO Z124

UL 1795

CSA C22.2 No. 218.2

cUL Listed

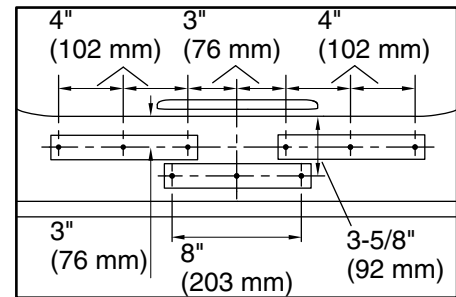
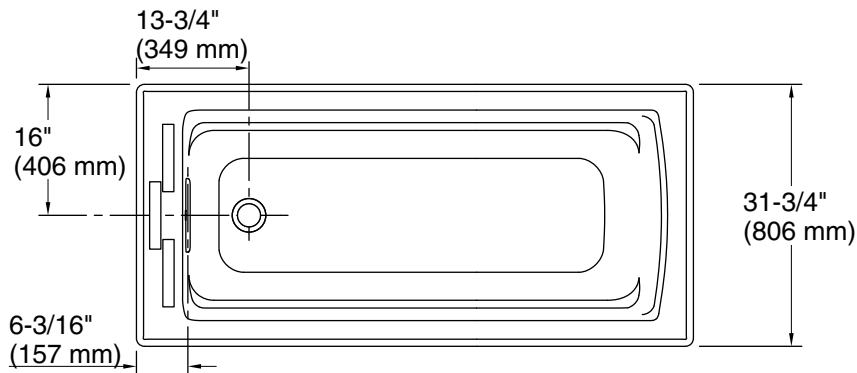
UL Listed

**KOHLER® Plastic Baths and  
Receptors Lifetime Limited  
Warranty KOHLER® Hydrotherapy  
Components Five-Year Limited  
Warranty**

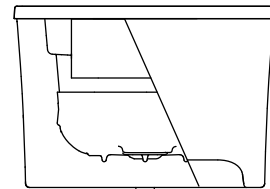
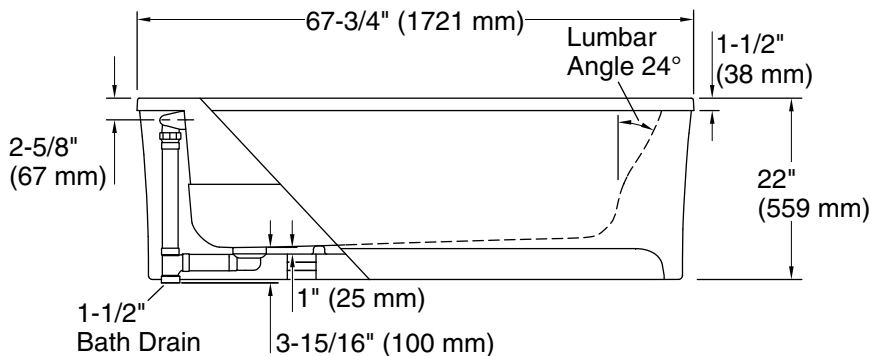
See website for detailed warranty information.

No change in measurements if connected with drain illustrated. (K-7272)

 Recommended Faucet Location



Recommended Faucet Hole Location



## Required Electrical Service

One dedicated circuit required, protected with Class A Ground-Fault Circuit-Interrupter (GFCI). Outside North America, this device may be known as a Residual Current Device (RCD).

Heated Surface: 120 V, 15 A, 50/60 Hz

## Technical Information

All product dimensions are nominal.

Drain location: Reversible

Basin area, bottom: 51-1/16" x 19-11/16" (1297 mm x 500 mm)

Basin area, top: 58-9/16" x 25-5/16" (1487 mm x 643 mm)

Weight: 95 lbs (43.1 kg)

Minimum floor load: 43.8 lbs/ft² (213.9 kg/m²)

Water depth: 15-1/16" (383 mm)

Water capacity: 65 gal (246.1 L)

Template: Footprint, 1265461, not required, not included

Electrical component rating: Heated Surface: 120 V, 1.1 A, 60 Hz, 65 W

## Notes

Measure your actual product for rough-in details.

Install this product according to the installation instructions.

The hot water supply should be 70% of the capacity of the bath or greater. Installations will vary.

This bath is designed for freestanding installation only.

If installing a rim-mount faucet, make sure there is no interference above or below the deck before drilling any holes.