



**Archer®**  
68" x 32" freestanding bath  
**K-2594**

**Features**

- Freestanding design creates a striking focal point in your bathing area
- Integral lumbar support
- Slotted overflow allows for deep soaking
- Coordinates with other products in the Archer collection

**Material**

- Acrylic

**Installation**

- Reversible drain
- Freestanding
- End ledge allows for deck-mounting capabilities for faucets

**Required Products/Accessories**

K-7271 Brass Slotted Overflow Bath Drain

or

K-7272 PVC Slotted Overflow Bath Drain

**Recommended Products/Accessories**

K-23726 Drain treatment

K-31797 Slotted overflow bath drain kit

K-31795 Slotted overflow above-the-floor bath drain kit



**Codes/Standards**

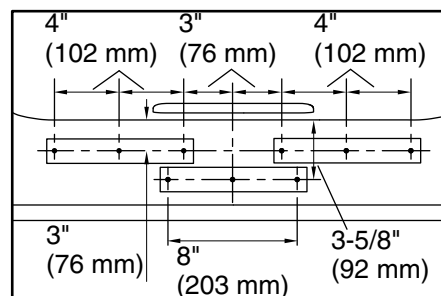
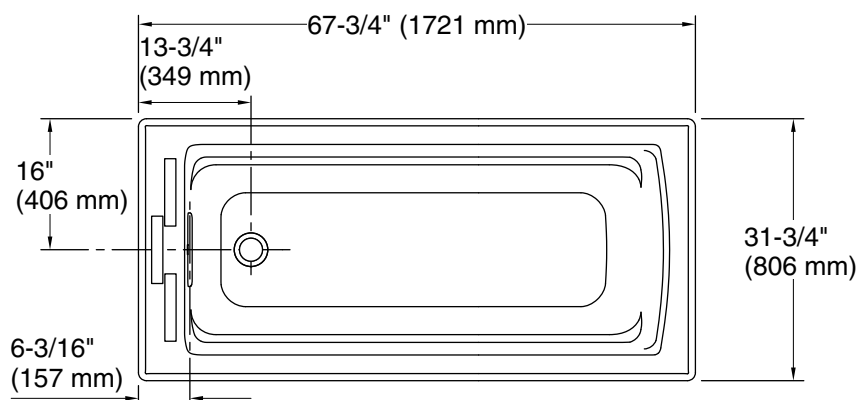
CSA B45.5/IAPMO Z124

**KOHLER® Plastic Baths and  
Receptors Lifetime Limited Warranty**

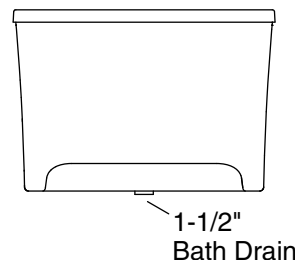
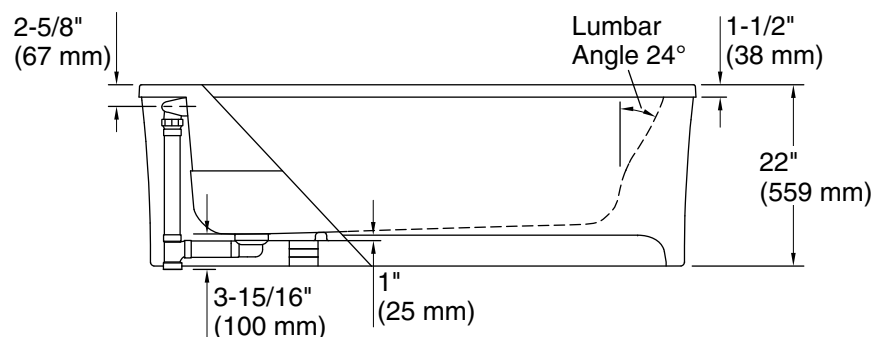
See website for detailed warranty information.

No change in measurements if connected with drain illustrated. (K-7272)

 Recommended Faucet Location



Recommended Faucet Hole Location



## Technical Information

All product dimensions are nominal.

Drain location:	Reversible
Basin area, bottom:	51-1/16" x 19-11/16" (1297 mm x 500 mm)
Basin area, top:	58-9/16" x 25-5/16" (1487 mm x 643 mm)
Weight:	95 lbs (43.1 kg)
Minimum floor load:	43.8 lbs/ft <sup>2</sup> (213.9 kg/m <sup>2</sup> )
Water depth:	15-1/16" (383 mm)
Water capacity:	65 gal (246.1 L)
Template:	Footprint, 1265461, not required, not included

## Notes

Measure your actual product for rough-in details.

Install this product according to the installation instructions.

The hot water supply should be 70% of the capacity of the bath or greater. Installations will vary.

This bath is designed for freestanding installation only.

If installing a rim-mount faucet, make sure there is no interference above or below the deck before drilling any holes.