

KOHLER® Faucets Bathroom sink faucet spout with Cane design, 0.5 gpm Occasion® K-27008-N

Features

- 6" (152 mm) spout reach
- 0.5 gpm (1.9 lpm) maximum flow rate at 60 psi (4.14 bar)
- Laminar flow
- Metal pop-up drain with lift rod and 1-1/4" tailpiece
- Part of the Occasion bathroom faucet and accessory collection

Material

- Premium metal construction for durability and reliability
- KOHLER finishes resist corrosion and tarnishing

Installation

- For 8" – 16" (203 – 406 mm) centers
- Deck-mount

Required Products/Accessories

K-27010-3 Cross bathroom sink faucet handles

or

K-27010-4 Lever bathroom sink faucet handles

or

K-27010-9 Knob bathroom sink faucet handles

Recommended Products/Accessories

K-23723 Faucet cleaner



Codes/Standards

ASME A112.18.1/CSA B125.1

NSF/ANSI/CAN 61








NSF/ANSI/CAN 372

KOHLER® Faucet Lifetime Limited Warranty

See website for detailed warranty information.

Available Colors/Finishes

Color tiles intended for reference only.

Color	Code	Description
	CP	Polished Chrome
	SN	Vibrant® Polished Nickel
	AF	Vibrant® French Gold
	BN	Vibrant® Brushed Nickel
	BV	Vibrant® Brushed Bronze
	BL	Matte Black
	2MB	Vibrant® Brushed Moderne Brass
	TT	Vibrant Titanium

1-800-4KOHLER (1-800-456-4537)

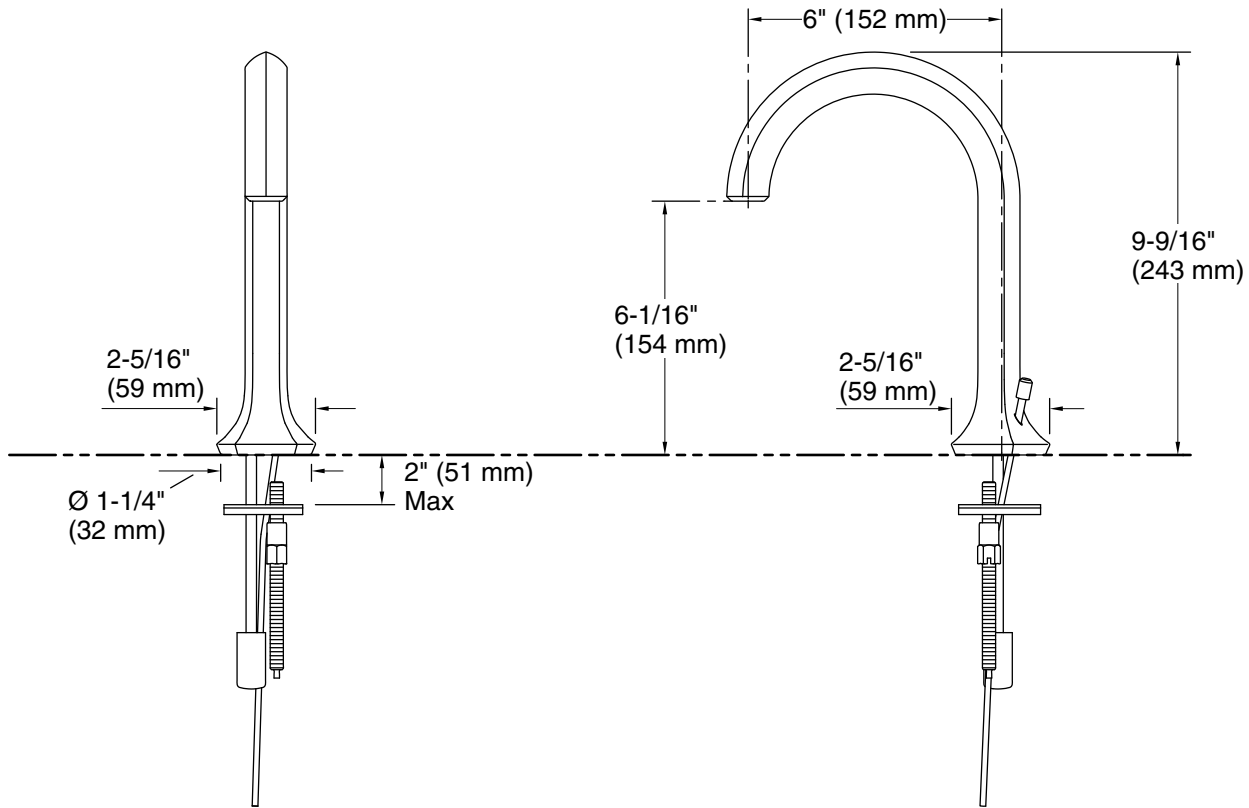
Kohler Co. reserves the right to make revisions without notice to product specifications.

For the most current Specification Sheet, go to www.kohler.com USA or www.kohler.ca Canada

2-8-2025 17:10 - US/CA

THE BOLD LOOK
OF **KOHLER**®

KOHLER Faucets Bathroom sink faucet spout with Cane design, 0.5 gpm
Occasion®
K-27008-N



Technical Information

All product dimensions are nominal.

Faucet flow rate: 0.5 gal/min (1.9 l/min)

Drain included: Yes

Drain with overflow: Yes

Spout:

Spout reach: 6" (152 mm)

Notes

Install this product according to the installation instructions.