

## Features

- Two Lever handles offer separate control of hot and cold water
- 4-15/16" (125 mm) spout reach
- 0.5 gpm (1.9 lpm) maximum flow rate at 60 psi (4.14 bar)
- KOHLER® ceramic disc valves exceed industry longevity standards for a lifetime of durable performance
- Clicker drain with tailpiece and overflow
- Coordinates with other products in the Riff collection
- This product can help a building earn Water Efficiency points in LEED® Green Building Rating System

## Material

- Premium metal construction for durability and reliability
- KOHLER® finishes resist corrosion and tarnishing

## Installation

- For 8" – 16" (203 – 406 mm) centers
- Deck-mount
- Handles are preassembled on valves to simplify installation
- Flexible supply lines and quick-connect fittings simplify installation

## Recommended Products/Accessories

- K-27409 18" towel bar
- K-27410 24" towel bar
- K-27411 Double robe hook
- K-27412 Towel ring
- K-27413 Pivoting toilet paper holder



**ADA** **CSA B651** **OBC**

## Codes/Standards





ASME A112.18.1/CSA B125.1  
 NSF/ANSI/CAN 61  
 NSF/ANSI/CAN 372  
 All applicable US Federal and State material regulations  
 DOE - Energy Policy Act 1992  
 California Energy Commission (CEC)  
 ADA  
 ICC/ANSI A117.1  
 CSA B651  
 OBC  
 IAPMO Certification

## KOHLER® Faucet Lifetime Limited Warranty

See website for detailed warranty information.

## Available Colors/Finishes

*Color tiles intended for reference only.*

Color	Code	Description
	CP	Polished Chrome
	SN	Vibrant® Polished Nickel
	BN	Vibrant® Brushed Nickel
	BL	Matte Black
	2MB	Vibrant® Brushed Moderne Brass

