



Components™

11" shower door handle

K-27679

Features

- Back-to-back 11" (279 mm) vertical handles
- Works with 1/4" (6 mm), 5/16" (8 mm), and 3/8" (10 mm) thick glass
- For use with pivot and single sliding panel shower doors
- Coordinates with other products in the Components collection

Material

- Premium metal construction for durability and reliability
- KOHLER finishes resist corrosion and tarnishing

Installation

- Requires two 1/2" (13 mm) mounting holes spaced 10-5/8" (270 mm) apart vertically



Codes/Standards









None Applicable

KOHLER® One-Year Limited Warranty

See website for detailed warranty information.

Available Colors/Finishes

Color tiles intended for reference only.

Color	Code	Description
	CP	Polished Chrome
	SN	Vibrant® Polished Nickel
	AF	Vibrant® French Gold
	BN	Vibrant® Brushed Nickel
	BV	Vibrant® Brushed Bronze
	BL	Matte Black
	2MB	Vibrant® Brushed Moderne Brass
	TT	Vibrant Titanium



Components™
11" shower door handle
K-27679

Technical Information

All product dimensions are nominal.

Material: Stainless Steel