

### Features

- High-arch swing spout with 155° rotation offers superior clearance and unrivaled reach for filling pitchers and standard cleanup
- Innovative two-function aerator allows users to switch from aerated stream to SoftRinse™ spray with a simple 30° twist of the end of the spout
- SoftRinse™ is a light spray ideal for washing hands or rinsing glassware
- KOHLER® ceramic disc valves exceed industry longevity standards for a lifetime of durable performance
- Single lever handle makes adjusting water temperature easy with one hand
- Temperature memory allows faucet to be turned on and off at the temperature set during prior usage
- 1.5 gpm (5.7 lpm) maximum flow rate at 60 psi (4.14 bar)

### Material

- Premium metal construction for durability and reliability
- KOHLER finishes resist corrosion and tarnishing

### Installation

- Flexible supply lines simplify installation

### Recommended Products/Accessories

K-23723 Faucet cleaner



ADA

CSA B651

### Codes/Standards











ASME A112.18.1/CSA B125.1  
NSF/ANSI/CAN 61  
NSF/ANSI/CAN 372  
DOE - Energy Policy Act 1992  
California Energy Commission (CEC)  
ADA  
ICC/ANSI A117.1  
CSA B651

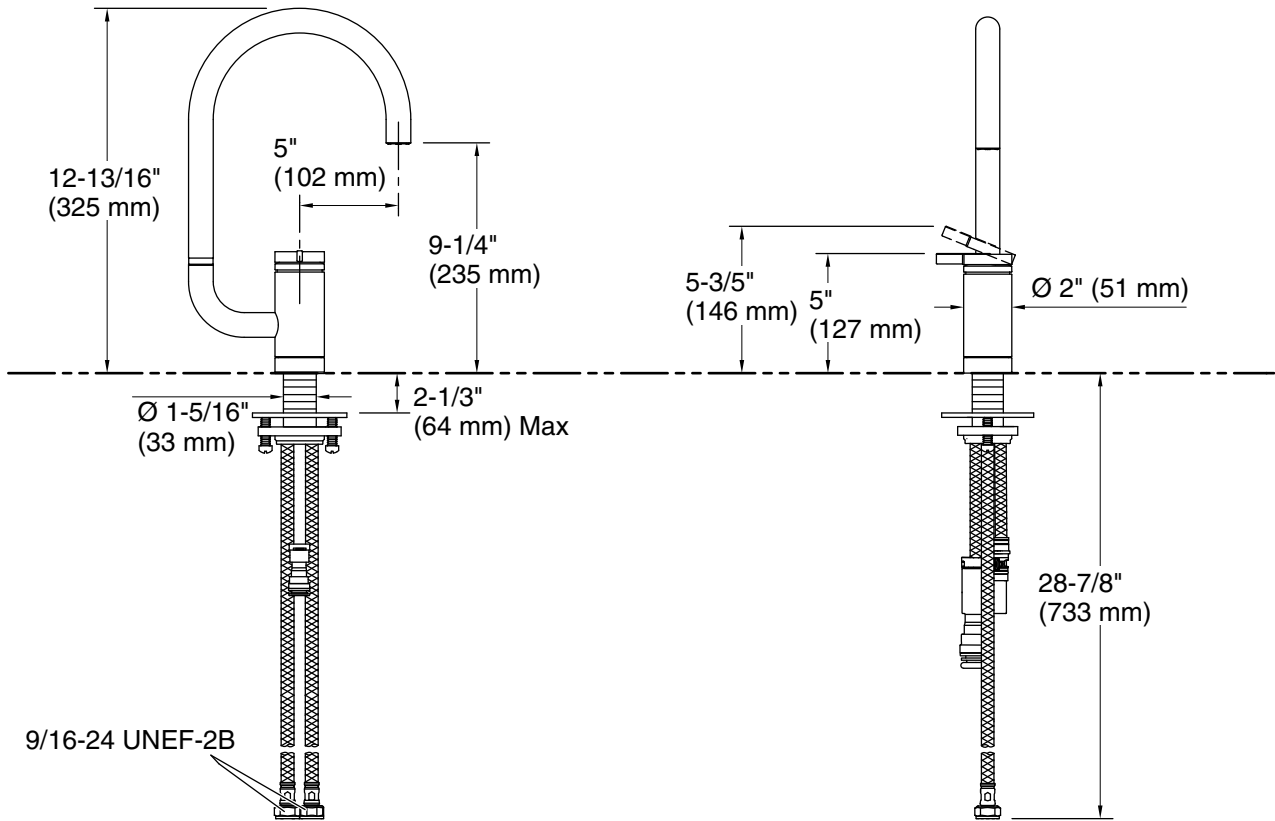
### KOHLER® Faucet Lifetime Limited Warranty

See website for detailed warranty information.

### Available Colors/Finishes

*Color tiles intended for reference only.*

Color	Code	Description
	CP	Polished Chrome
	SN	Vibrant® Polished Nickel
	AF	Vibrant® French Gold
	VS	Vibrant® Stainless
	BV	Vibrant® Brushed Bronze
	BL	Matte Black
	2MB	Vibrant® Brushed Moderne Brass
	BMB	Matte Black with Moderne Brass
	TT	Vibrant Titanium
	BGP	Brushed Graphite



### Technical Information

All product dimensions are nominal.

Faucet flow rate: 1.5 gal/min (5.7 l/min)

Drain included: No

### Spout:

Spout reach: 8" (203 mm)

### Notes

Install this product according to the installation instructions.

ADA compliant for faucet handles only

ADA, CSA B651 compliant when installed to the specific requirements of these regulations.