



## Man's Lav™

Drop-in bathroom sink with single faucet hole  
**K-2885-1**

### Features

- Single faucet hole
- Sloped rectangular basin
- Overflow drain
- 28" (711 mm) x 19" (483 mm)

### Material

- KOHLER® enameled cast iron

### Installation

- Drop-in

### Recommended Products/Accessories

K-8998 P-Trap  
K-23726 Drain treatment  
K-23725 Cast iron cleaner



ADA

CSA B651

OBC

### Codes/Standards

ASME A112.19.1/CSA B45.2  
ADA  
ICC/ANSI A117.1  
CSA B651  
OBC

### KOHLER® Enameled Cast Iron Kitchen and Bathroom Sink Lifetime Limited Warranty

See website for detailed warranty information.

1-800-4KOHLER (1-800-456-4537)

Kohler Co. reserves the right to make revisions without notice to product specifications.

For the most current Specification Sheet, go to [www.kohler.com](http://www.kohler.com) USA or [www.kohler.ca](http://www.kohler.ca) Canada

2-14-2025 15:35 - US/CA

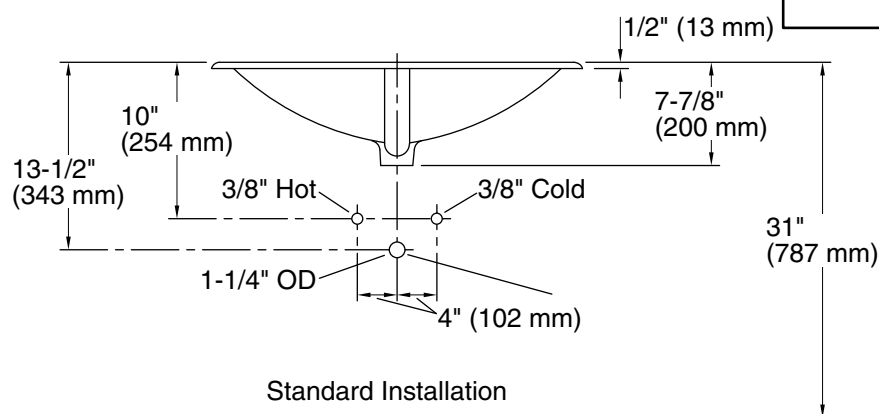
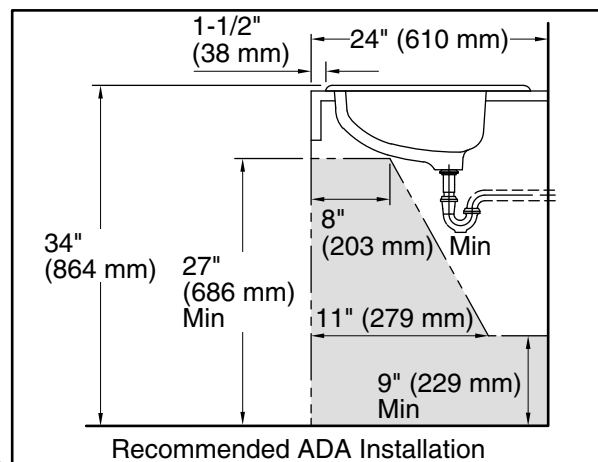
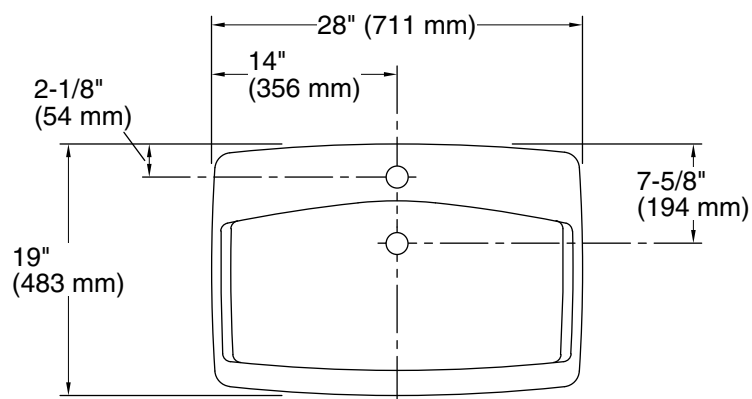
THE BOLD LOOK  
OF **KOHLER®**



# Man's Lav™

Drop-in bathroom sink with single faucet hole

## K-2885-1



### Technical Information

All product dimensions are nominal.

Basin configuration: Single Bowl

Bowl area (Only): Length: 24" (610 mm)  
Width: 13" (330 mm)  
Water depth: 4-1/4" (108 mm)

Number of deck holes: 1

Faucet hole(s): 1-3/8" (35 mm)

Drain hole: 1-3/4" (44 mm)

Template: 101090-7, required, included

### Notes

Install this product according to the installation instructions.

ADA, OBC, CSA B651 compliant when installed to the specific requirements of these regulations.