

Features

- Globular glass shades extend from rods with flared metal detail in elegant transitional designs suited for any room
- Coordinates with other products in the Bellera collection
- Requires bulb with medium (E26) base; type G bulb recommended (sold separately)
- Suitable for damp locations, per UL 1598
- Includes installation hardware

Material

- Premium metal and glass construction
- Manufactured with quality materials and complemented with a meticulous finishing process
- Durable finishes engineered to last and designed to coordinate with KOHLER faucet finishes



Codes/Standards



UL 1598
CSA C22.2 No. 250.0

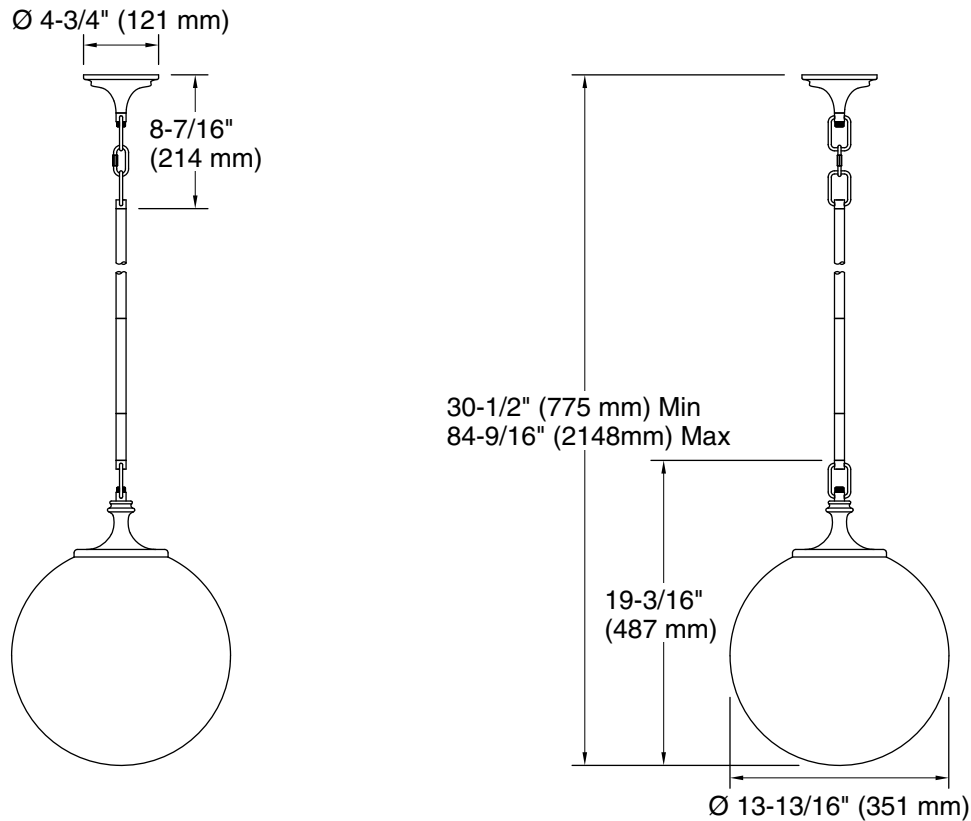
KOHLER® Indoor Lighting Fixtures Limited Warranty

See website for detailed warranty information.

Available Colors/Finishes

Color tiles intended for reference only.

Color	Code	Description
	SNL	Polished Nickel
	2GL	Brushed Moderne Brass



Required Electrical Service

One circuit required.

120 V, 0.833 A, 60 Hz

Technical Information

All product dimensions are nominal.

Material:	Steel, Aluminum, Glass
Number of Lights:	1
Lighting Type:	Socket-based
Socket Type:	E-26 Medium
Number of Shades:	1
Shade Type:	Clear Glass
Hanging Type:	Downrod
Downrod Detail:	1 x 3" (76 mm), 1 x 6" (152 mm), 1 x 12" (305 mm), 2 x 18" (457 mm)
Height:	30-1/2" (774 mm) - 84-1/2" (2146 mm)