

Features

- Globular glass shades extend from rods with flared metal detail in elegant transitional designs suited for any room
- Coordinates with other products in the Bellera collection
- Requires ten bulbs with candelabra (E12) base; type T bulb recommended (sold separately)
- Suitable for damp locations, per UL 1598
- Includes installation hardware
- Fixture is dimmable when paired with dimmer switch and compatible bulbs

Material

- Premium metal and glass construction
- Manufactured with quality materials and complemented with a meticulous finishing process
- Durable finishes engineered to last and designed to coordinate with KOHLER faucet finishes



Codes/Standards



UL 1598
CSA C22.2 No. 250.0

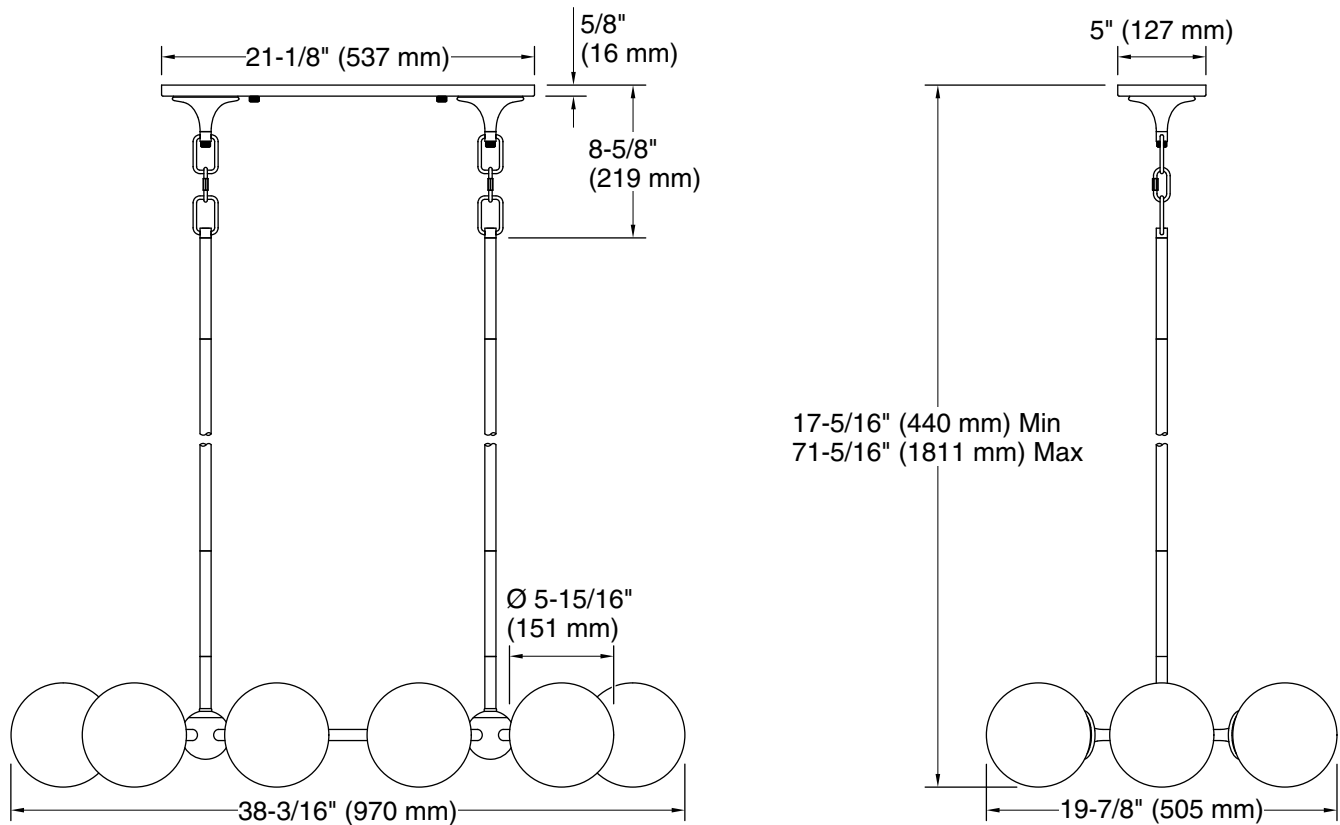
KOHLER® Indoor Lighting Fixtures Limited Warranty

See website for detailed warranty information.

Available Colors/Finishes

Color tiles intended for reference only.

Color	Code	Description
	SNL	Polished Nickel
	2GL	Brushed Moderne Brass



Required Electrical Service

One circuit required.

120 V, 5 A, 60 Hz

Technical Information

All product dimensions are nominal.

Material:	Steel, Aluminum, Zinc, Glass
Number of Lights:	10
Lighting Type:	Socket-based
Socket Type:	E-12 Candelabra
Number of Shades:	10
Shade Type:	Glass - clear
Hanging Type:	Downrod
Downrod Detail:	2 x 3" (76 mm), 2 x 6" (152 mm), 2 x 12" (305 mm), 4 x 18" (457 mm)
Height:	17-1/4" (439 mm) - 71-1/4" (1810 mm)