

Features

- Advanced spray engine provides three alternate experiences: wide coverage, intense drenching, and targeted spray
- Wide coverage spray produces an encompassing spray for everyday use
- Intense drenching spray delivers a forceful spray ideal for rinsing shampoo from hair
- Targeted spray is a focused stream for targeting sore muscles or use as a utility spray
- Thumb tab allows for a smooth transition between sprays
- Combination of balance, weight, grip, and angle makes this handshower comfortable and easy to use
- MasterClean™ sprayface features an easy-to-clean surface that withstands mineral buildup and maximizes spray performance
- 1.75 gpm (6.6 lpm) maximum handshower flow rate at 80 psi (5.5 bar)
- Slidebar features adjustable mounting brackets for installation flexibility
- Box includes: Handshower, 24" slidebar with mounting brackets, 60" (1524 mm) metal hose
- Coordinates with other products in the Bellera collection
- This product can help a building earn Water Efficiency points in LEED® Green Building Rating System

Material

- KOHLER finishes resist corrosion and tarnishing

Recommended Products/Accessories

K-26311 ADA handshower hose adapter



Codes/Standards




ASME A112.18.1/CSA B125.1
DOE - Energy Policy Act 1992
EPA WaterSense®
California Energy Commission (CEC)

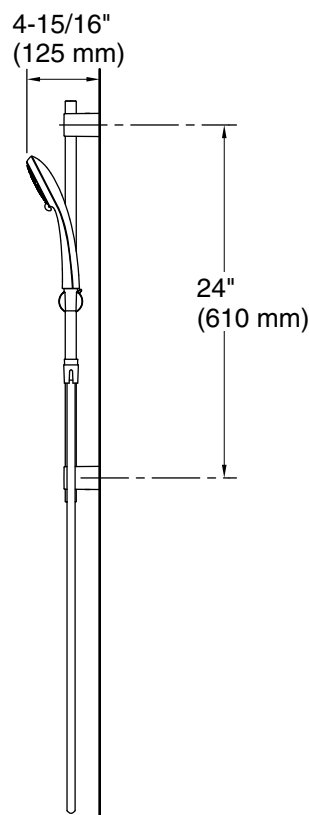
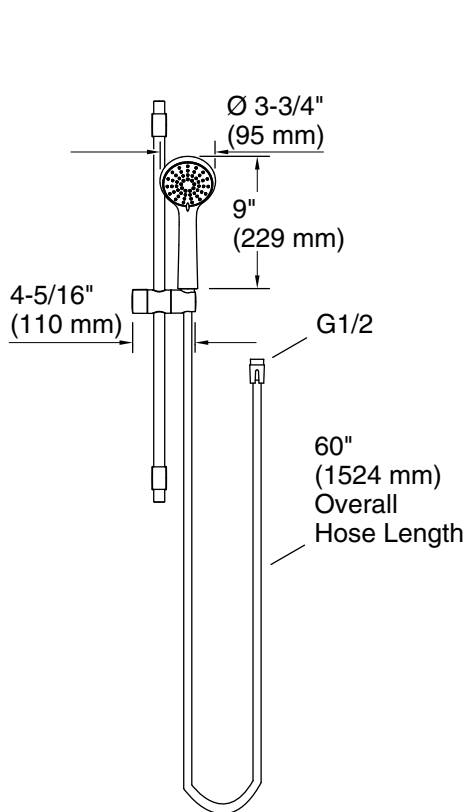
KOHLER® Faucet Lifetime Limited Warranty

See website for detailed warranty information.

Available Colors/Finishes

Color tiles intended for reference only.

Color	Code	Description
	CP	Polished Chrome
	BN	Vibrant® Brushed Nickel
	BL	Matte Black



Technical Information

All product dimensions are nominal.

Spout:

Handshower rated max flow: 1.75 gal/min (6.6 l/min)

Shower Valve:

Flow Rate (Max) @ 45 psi 5 gal/min (18.9 l/min)

Manufacturer's minimum rated flow: 5 gal/min (18.9 l/min)

Pressure: 45 psi (3.1 bar)

Maximum (Static) Pressure: 125 psi (8.6 bar)

Minimum (Operating) Pressure: 20 psi (1.4 bar)

Notes

For use with automatic compensating valves rated at 1.05 gal/min (4 l/min) or less.

Install this product according to the installation instructions.

For use with showerheads or handsprays rated at 5 gal/min (18.9 l/min) or higher.

IMPORTANT: K-35950 meets the Americans with Disability Act (ADA) and ICC A117.1 (specifically section 608.5) if installed properly and with part number K-26311.