

Features

- Globe-shaped seeded-glass shades combine with wood and metal detailing for a rustic yet industrial presentation
- Requires bulbs with medium (E26) base; type A19 bulb recommended (sold separately)
- Suitable for damp locations, per UL 1598
- Includes installation hardware
- Fixture is dimmable when paired with dimmer switch and compatible bulbs

Material

- Premium metal, glass, and wood construction
- Manufactured with quality materials and complemented with a meticulous finishing process
- Durable finishes engineered to last and designed to coordinate with KOHLER faucet finishes

Installation

- Wall-mount



Codes/Standards




UL 1598
CSA C22.2 No. 250.0

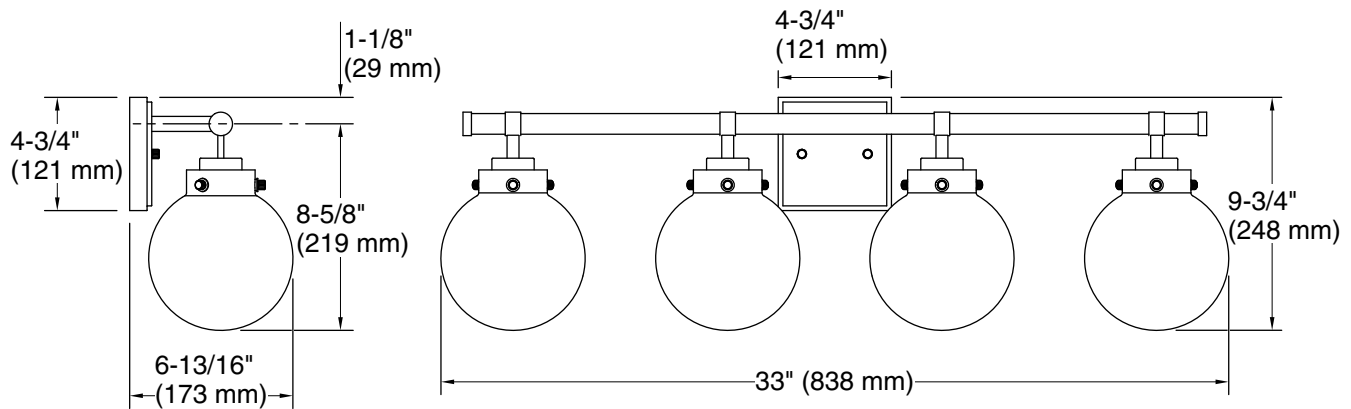
KOHLER® Indoor Lighting Fixtures Limited Warranty

See website for detailed warranty information.

Available Colors/Finishes

Color tiles intended for reference only.

Color	Code	Description
	BNL	Brushed Nickel
	CPL	Polished Chrome
	BML	Black, Brass Trim



Required Electrical Service

One circuit required.

120 V, 1.33 A, 60 Hz

Notes

Install this product according to the installation instructions.

Technical Information

All product dimensions are nominal.

Material:	Steel, Aluminum, Glass
Number of Lights:	4
Lighting Type:	Socket-based
Socket Type:	E-26 Medium
Number of Shades:	4
Shade Type:	Seeded Glass
Hanging Type:	Non-hanging
Height:	9-1/2" (241 mm) - 10" (254 mm)