



**Kelston®**

Tall two-piece elongated toilet, 1.28 gpf  
**K-43201**

### Features

- Two-piece design
- Elongated bowl offers added room and comfort
- Tall height offers seating 2-1/2" (63.5 mm) higher than Comfort Height® for enhanced comfort, ease of sitting and standing, and gracious accessibility
- 1.28 gpf (4.8 lpf)
- Left-hand Polished Chrome trip lever
- 2-1/8" (54 mm) fully glazed trapway
- Revolution 360® flushing technology generates a forceful swirling motion to keep the bowl clean longer
- Sanitary guard where bowl and tank meet for ease of cleaning
- CleanCoat™ surface treatment inhibits the growth of water scale and mineral stains for improved ease of cleaning
- Precision-engineered patented tank, bowl, and trapway create strong siphon during flushing
- AquaPiston® canister optimizes the flow out of the tank, harnessing gravity and the natural powerful reducing cascade of water to increase the power and effectiveness of the flush
- Easy-to-flush canister design requires less force to actuate than a 3" (76 mm) flapper, and has 90% less exposed seal material which resists conditions that cause wear, tear, shrinkage and swelling
- Coordinates with other products in the Kelston collection

### Installation

- Three-bolt quick-connect installation
- Standard 12" (305 mm) rough-in
- Seat and supply line sold separately

### Included Components

K-43200 Tall elongated toilet bowl  
K-32808 Toilet tank, 1.28 gpf



### Codes/Standards

ASME A112.19.2/CSA B45.1  
DOE - Energy Policy Act 1992  
EPA WaterSense®  
California Energy Commission (CEC)



### KOHLER® Toilets and Seats Limited Warranty

See website for detailed warranty information.

### Available Colors/Finishes

*Color tiles intended for reference only.*

Color	Code	Description
-------	------	-------------

	0	White
	96	Biscuit

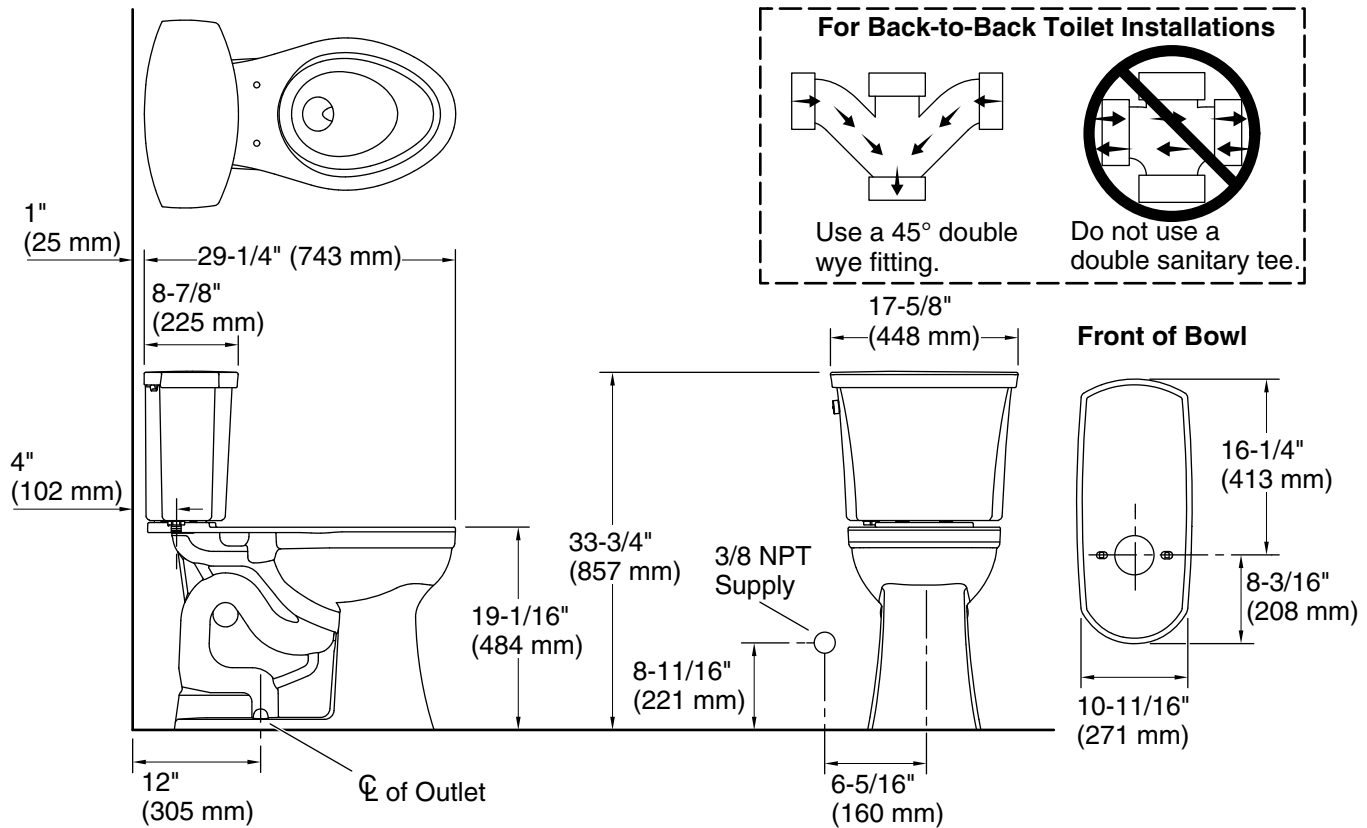
1-800-4KOHLER (1-800-456-4537)

Kohler Co. reserves the right to make revisions without notice to product specifications.

For the most current Specification Sheet, go to [www.kohler.com](http://www.kohler.com) USA or [www.kohler.ca](http://www.kohler.ca) Canada

3-25-2025 23:46 - US/CA

THE BOLD LOOK  
OF **KOHLER®**



### Technical Information

All product dimensions are nominal.

Toilet type:	Floor-mount
Waste Outlet:	Floor
Flush type:	AquaPiston
Trap passageway:	2-1/8" (54 mm)
Water surface size:	10" x 8" (254 mm x 203 mm)
Rim to water surface:	6-3/4" (171 mm)
Rough-in:	12" (305 mm)
Seat-mounting holes:	5-1/2" (140 mm)

### Notes

Install this product according to the installation instructions.