

Features

- 1.28 gpf (4.8 lpf)
- Left-hand Polished Chrome trip lever
- Combines with the K-4309 bowl to create a complete K-3609 Cimarron toilet
- Coordinates with other products in the Cimarron collection
- AquaPiston® canister optimizes the flow out of the tank, harnessing gravity and the natural powerful reducing cascade of water to increase the power and effectiveness of the flush
- Easy-to-flush canister design requires less force to actuate than a 3" (76 mm) flapper, and has 90% less exposed seal material which resists conditions that cause wear, tear, shrinkage and swelling
- Eligible for consumer rebates in some municipalities

Installation

- Supply line sold separately
- DryLock™ system saves installation time and helps prevent water leakage

Recommended Replacements

- This product is replaced by K-31615 Toilet tank, 1.28 gpf.

Recommended Products/Accessories

K-23726 Drain treatment



Codes/Standards

ASME A112.19.2/CSA B45.1








EPA WaterSense®

KOHLER® Toilets and Seats Limited Warranty

See website for detailed warranty information.

Available Colors/Finishes

Color tiles intended for reference only.

Color	Code	Description
	0	White
	96	Biscuit
	47	Almond
	NY	Dune
	95	Ice™ Grey
	G9	Sandbar
	7	Black Black™



Cimarron®
Toilet tank, 1.28 gpf
K-4421

No image available.
This product is a component and not intended to be a standalone installation.

Technical Information

All product dimensions are nominal.

Toilet type: Bowl-mount

Flush type: AquaPiston

Notes

Install this product according to the installation instructions.