



# Highline®

Toilet tank, 1.28 gpf  
**K-44467**

## Features

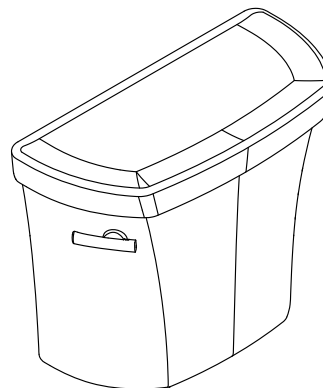
- 1.28 gpf (4.8 lpf)
- Left-hand Polished Chrome trip lever
- Combines with a K-44198, K-44197, K-44373, or K-44199 bowl
- Revolution 360® flushing technology generates a forceful swirling motion to keep the bowl clean longer
- AquaPiston® canister optimizes the flow out of the tank, harnessing gravity and the natural, powerful reducing cascade of water to increase the power and effectiveness of the flush
- Easy-to-flush canister design requires less force to actuate than a 3" (76 mm) flapper, and has 90% less exposed seal material which resists conditions that cause wear, tear, shrinkage and swelling
- Replaces Highline® K-4467 tank

## Installation

- Standard 12" (305 mm) rough-in

## Recommended Products/Accessories

K-44199 Elongated toilet bowl  
K-23726 Drain treatment



## Codes/Standards




ASME A112.19.2/CSA B45.1

## KOHLER® Toilets and Seats Limited Warranty

See website for detailed warranty information.

## Available Colors/Finishes

*Color tiles intended for reference only.*

Color	Code	Description
	0	White
	96	Biscuit
	7	Black Black™



**Highline®**  
Toilet tank, 1.28 gpf  
**K-44467**

No image available.  
This product is a component and not intended to be a standalone installation.

### Technical Information

All product dimensions are nominal.

Toilet type:	Bowl-mount
Flush type:	AquaPiston, Revolution 360
Trap passageway:	2-1/8" (54 mm)
Rim to water surface:	6-9/16" (166 mm)
Rough-in:	12" (305 mm)

### Notes

Install this product according to the installation instructions.

Product dimensions are nominal and may vary per ASME A112.19.2 tolerances.