

Features

- Frameless 1/4" (6 mm) thick frosted tempered glass
- Center-guided mechanism for smooth, quiet sliding action and easy cleaning
- Contemporary towel bar and knob combination offers storage on the outside of the door without encroaching on the bathing space
- CleanCoat®+ glass coating creates a hydrophobic barrier that repels water, soap scum, and residue, saving time and protecting shower doors 10 times longer than original CleanCoat. (Based on 2021 internal wear/abrasion testing using a microfiber cloth.)
- Tempered glass ensures enhanced safety and durability

Technology

- Frameless design with minimal metal allows for greater ease of cleaning
- Low bottom track creates easy entry and exit to the bathing space

Installation

- Out-of-plumb adjustability simplifies installation
- Sliding shower door
- Not for use in hospitality



Codes/Standards




ANSI Z97.1
CAN/CGSB-12.1
CPSC 16CFR 1201

KOHLER® Bath and Shower Doors Ten-Year Limited Warranty

See website for detailed warranty information.

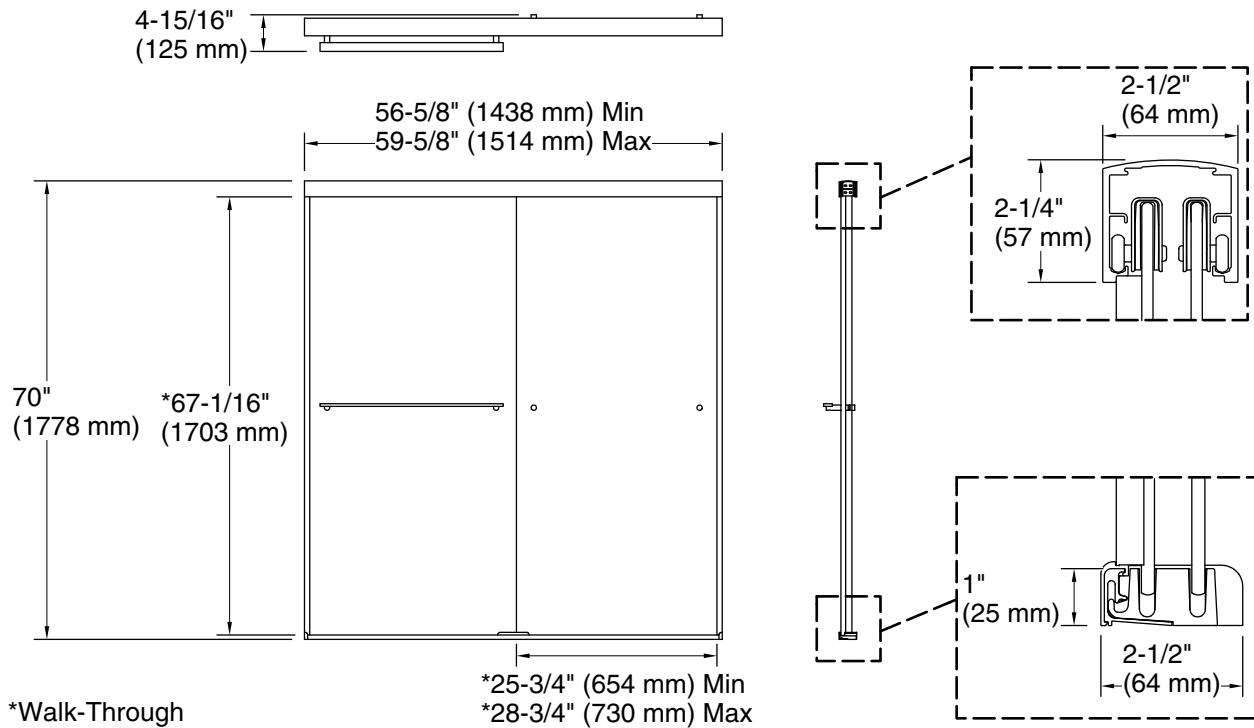
Available Colors/Finishes

Color tiles intended for reference only.

Color	Code	Description
	SHP	Bright Polished Silver
	ABZ	Anodized Dark Bronze
	BNK	Anodized Brushed Nickel

Available Glass Options

Code	Description
D3	Frosted



Technical Information

All product dimensions are nominal.

Base-To-Wall	3/8" (10 mm)
Radius – Max:	
Shower Ledge Min	2-1/2" (64 mm)
Flat:	
Shower Wall Min	2-1/2" (64 mm)
Flat:	

Notes

Install this product according to the installation guide.

Wall jambs are made of clear plastic and may not cover existing shower door holes.

NOTICE: The vertical opening should be a minimum of 72-1/2" (1842 mm) to allow clearance for installing the top track over the wall jambs.

The vertical opening should be a minimum of 72-1/2" (1842 mm) to allow for installation clearance.