

Features

- Diverter switches water between showerhead and handshower
- 1/2" NPT connection
- For use with KOHLER showerheads and handshowers (sold separately)

Material

- Premium metal construction for durability and reliability
- KOHLER® finishes resist corrosion and tarnishing

Installation

- Wall-mount

Recommended Products/Accessories

- K-30646 Shower filter
- K-30647 Shower filter replacement
- K-76334 Shower Arm Trim, Traditional
- K-76335 Shower Arm Trim, Square
- K-23723 Faucet cleaner



Codes/Standards







ASME A112.18.1/CSA B125.1
IAPMO Certification

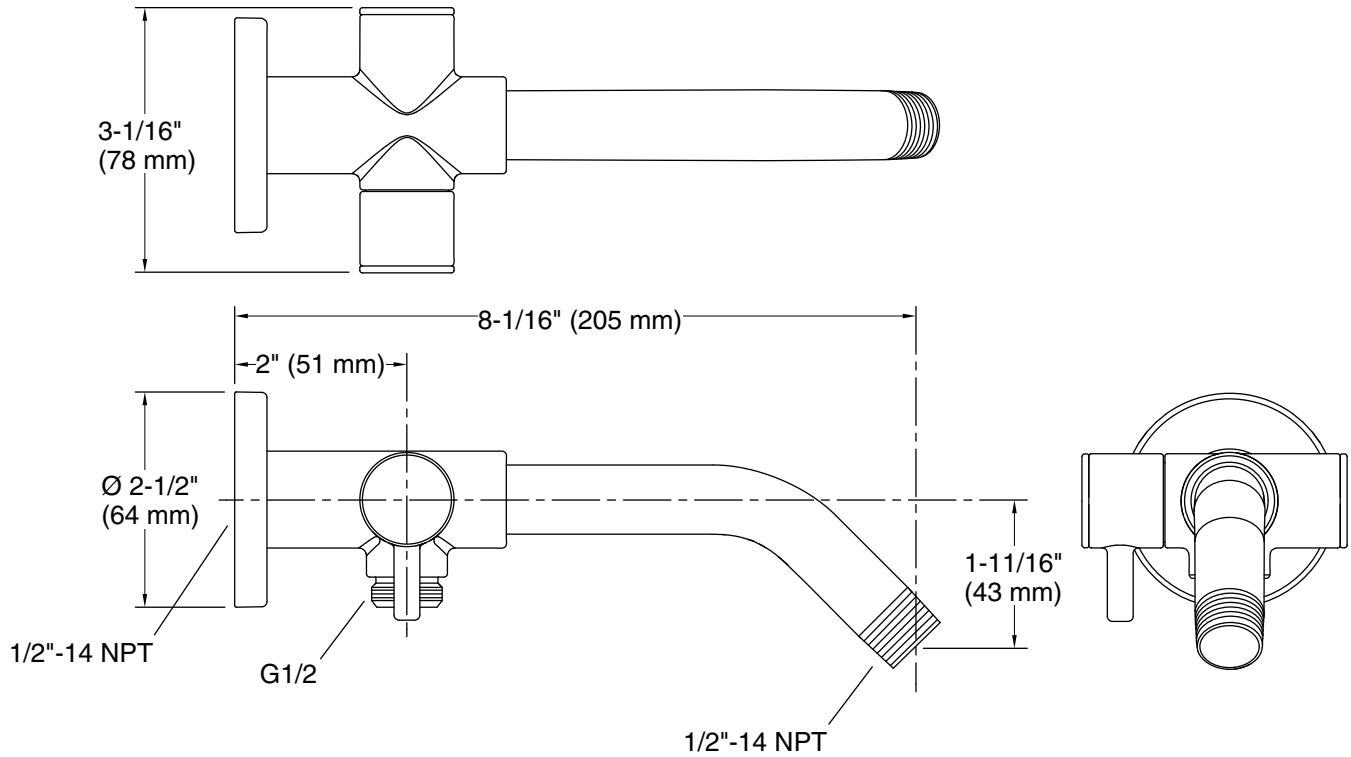
KOHLER® Faucet Lifetime Limited Warranty

See website for detailed warranty information.

Available Colors/Finishes

Color tiles intended for reference only.

Color	Code	Description
	CP	Polished Chrome
	SN	Vibrant® Polished Nickel
	AF	Vibrant® French Gold
	BN	Vibrant® Brushed Nickel
	BV	Vibrant® Brushed Bronze
	BL	Matte Black
	2MB	Vibrant® Brushed Moderne Brass
	TT	Vibrant Titanium



Technical Information

All product dimensions are nominal.

Drain included: No

Handshower:

Rated maximum flow: 0 gal/min (0 l/min)

Notes

Install this product according to the installation guide.