

Features

- Rigid, precision-machined lattice grate pattern offers best-in-class drain aesthetic
- Easily field-trimmable to fit any showering space
- Lightweight yet durable grate insert is easy to handle during installation and throughout product life
- Thread-in, rubber-capped grate feet offer secure placement within drain channel
- Feet are height-adjustable up to one inch and easily accessible through the top of grate for a faster, more precise installation
- Requires K-80646 Kohler 2-1/2" linear drain channel

Material


- Anodized aluminum construction
- KOHLER® finishes resist corrosion and tarnishing

Installation

- Field trimmable to accommodate customize size and installation

Required Products/Accessories

[K-80646](#) 2½" x 36"-60" linear drain channel



Codes/Standards

ASME A112.18.2/CSA B125.2
IAPMO Certification

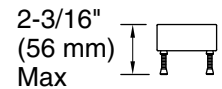
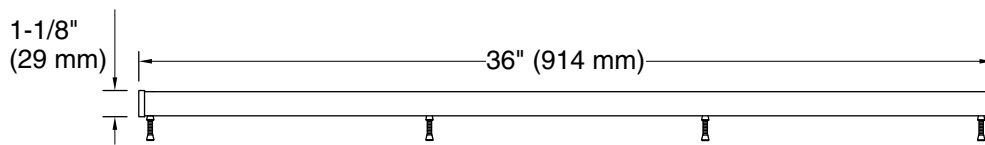
KOHLER® One-Year Limited Warranty

See website for detailed warranty information.

Available Colors/Finishes

Color tiles intended for reference only.

Color	Code	Description
	SH	Bright Silver
	BL	Matte Black
	2MB	Vibrant® Brushed Moderne Brass
	BNK	Anodized Brushed Nickel



Technical Information

All product dimensions are nominal.

Material: Anodized Aluminum