

Features

- Metal construction
- Quarter-turn washerless ceramic disc valves

Material

- Brass valve bodies

Installation

- For 8" – 16" (203 – 406 mm) centers

Required Products/Accessories

K-72759 Bathroom sink faucet spout with Bell design, 1.2 gpm

or

K-72760 Bathroom sink faucet spout with Column design, 1.2 gpm

or

K-72761 Bathroom sink faucet spout with Flume design, 1.2 gpm

Recommended Products/Accessories

- K-23723 Faucet cleaner
- K-72567 18" Towel Bar
- K-72568 24" Towel Bar
- K-72570 24" Double Towel Bar
- K-72571 Towel Ring
- K-72572 Robe Hook
- K-72573 Pivoting toilet paper holder
- K-72576 Toilet paper carriage



ADA CSA B651 OBC

Codes/Standards









ASME A112.18.1/CSA B125.1
NSF/ANSI/CAN 61
NSF/ANSI/CAN 372
All applicable US Federal and State material regulations
ADA
ICC/ANSI A117.1
CSA B651
OBC
IAPMO Certification

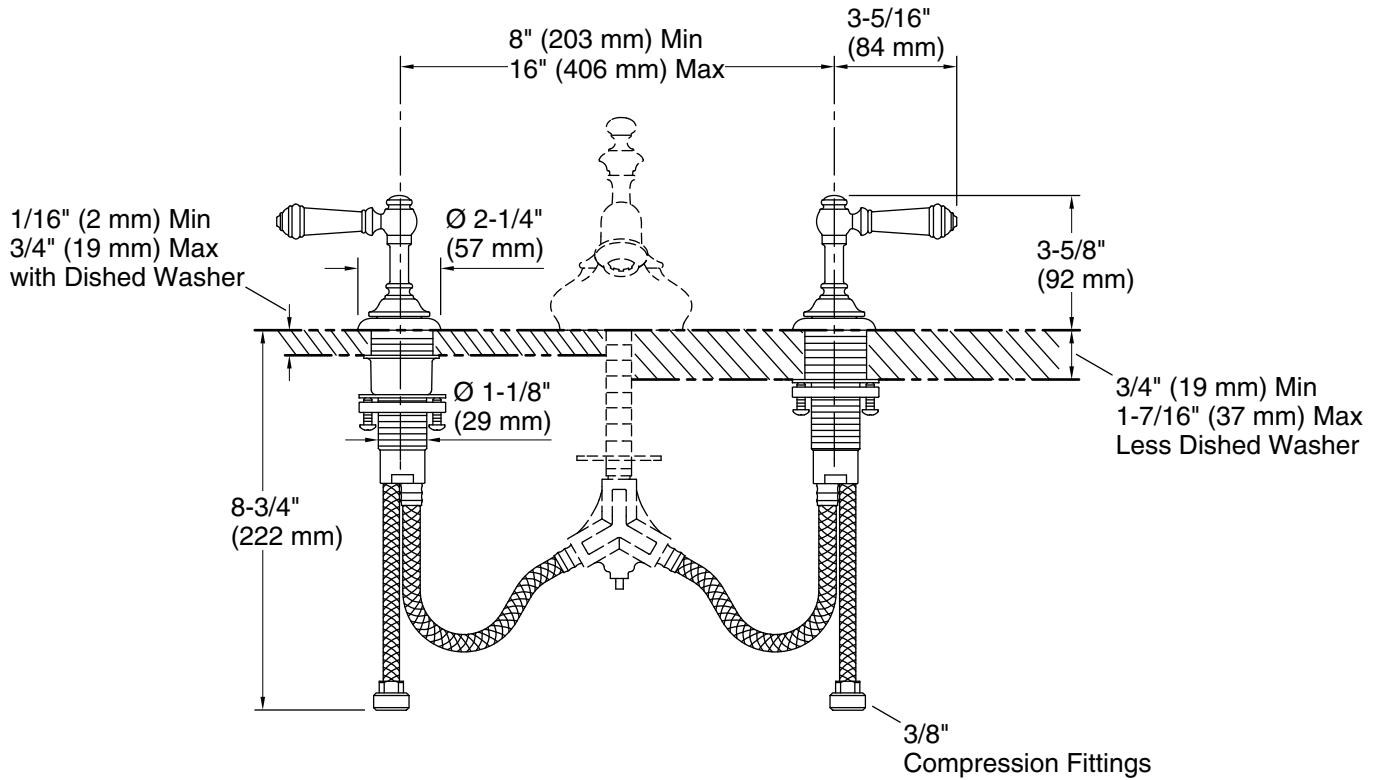
KOHLER® Faucet Lifetime Limited Warranty

See website for detailed warranty information.

Available Colors/Finishes

Color tiles intended for reference only.

Color	Code	Description
	CP	Polished Chrome
	SN	Vibrant® Polished Nickel
	AF	Vibrant® French Gold
	BN	Vibrant® Brushed Nickel
	BV	Vibrant® Brushed Bronze
	BL	Matte Black
	2MB	Vibrant® Brushed Moderne Brass
	TT	Vibrant Titanium



Technical Information

All product dimensions are nominal.

Handshower:

Rated maximum flow: 0 gal/min (0 l/min)

Notes

Install this product according to the installation guide.

ADA compliant for handles only.

ADA, OBC, CSA B651 compliant when installed to the specific requirements of these regulations.