

Features

- Cross handle style option
- 7-1/2" (191 mm) gooseneck nondiverter spout with slip-fit connection

Material

- Brass
- KOHLER® finishes resist corrosion and tarnishing

Installation

- Deck-mount

Required Products/Accessories

K-300-K 1/2" ceramic high-flow valve system

or

K-300-KR 1/2" ceramic high-flow valve

or

K-301-K 3/4" high-flow bath valve

Recommended Products/Accessories

- K-23723 Faucet cleaner
- K-14375 24" Double Towel Bar
- K-14377 Pivoting toilet paper holder
- K-14435 18" Towel Bar
- K-14436 24" Towel Bar
- K-14441 Towel Ring
- K-14443 Robe Hook
- K-14444 Vertical toilet paper holder

Optional Products/Accessories

- 58598 Deep Rough-in Kit



ADA

Codes/Standards

ASME A112.18.1/CSA B125.1

ADA

ICC/ANSI A117.1









IAPMO Certification

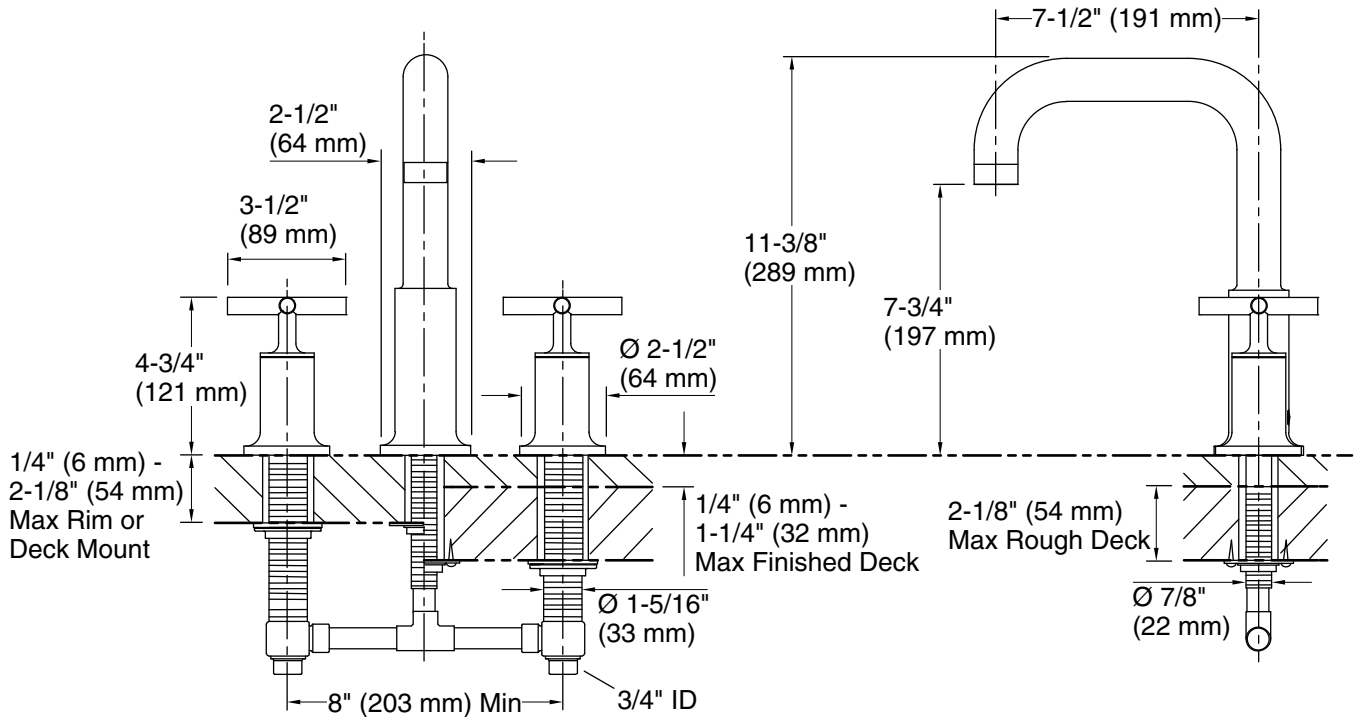
KOHLER® Faucet Lifetime Limited Warranty

See website for detailed warranty information.

Available Colors/Finishes

Color tiles intended for reference only.

Color	Code	Description
	CP	Polished Chrome
	SN	Vibrant® Polished Nickel
	AF	Vibrant® French Gold
	BN	Vibrant® Brushed Nickel
	BV	Vibrant® Brushed Bronze
	BL	Matte Black
	2MB	Vibrant® Brushed Moderne Brass
	TT	Vibrant Titanium



Rim or Deck-Mount Installation

Rough + Finished Deck-Mount Installation

Technical Information

All product dimensions are nominal.

Drain included: No

Spout:

Spout reach: 7-1/2" (191 mm)

Handshower:

Rated maximum flow: 0 gal/min (0 l/min)

Notes

Install this product according to the installation instructions.

ADA compliant when installed to the specific requirements of these regulations.