

M Series Reserve Cabinet

MR1636D4 Cabinet Specification Sheet

FEATURES

- Modular Cabinet - combine multiple cabinets, lighting, or mirrors
- All E0 & E2 cabinets are non-handed/reversible
- Mirrored interior with four adjustable, cantilevered glass shelves
- Cantilever shelving adjustable in 1" increments
- Includes installation hardware for recess mounting
- Includes HT-MAGORG and HT-STORAGETRAY

ELECTRICAL FEATURES - E2 & E4 MODELS

- Standard knock out for 1/2" (13mm) cable connector
- Wired Internally - Front access serviceability
- USB charging outlet - USB-C & USB-A
- Automatic interior LED Light
- E4 cabinets include Door Defogger and Night Light
- Includes Wire Organizer (VT-WIREORG), Organization Kit (HT-ORGKIT), and Sliding Pull-Out Mag Mirror (VT-SPOMM)

CONSTRUCTION

- Blum 155° slow close hinges
- Rust free Satin anodized aluminum construction
- 3 mirror design - rear of cabinet and both sides of door
- Safeseal® Gasket with sealed corners on cabinet body

CODES & STANDARDS

Electric Option Models are ETL certified to:

- UL 962
- CSA Standard C22.2 No. 68

DIMENSIONS

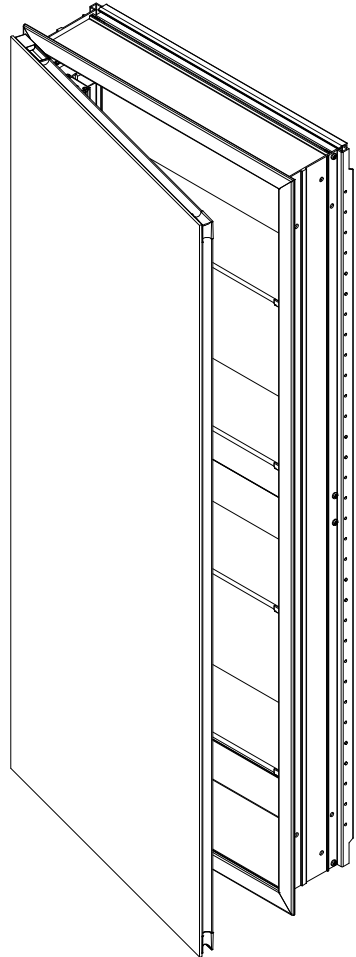
- Width: 15-1/4" (387 mm)
- Height: 36" (914 mm)
- Depth: 4-5/8" (117 mm) When surface mounted
15/16" (23 mm) When recessed

MORE INFORMATION



Scan the QR code to see the rough opening and electrical details found in the M Series Reserve cabinet installation instructions.

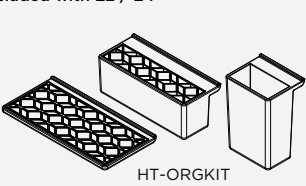
Use the camera app on your mobile device to look at this QR code. This will allow you to quickly access web pages and other relevant documents.



Included with E0



Included with E2 / E4



MODEL NUMBER KEY

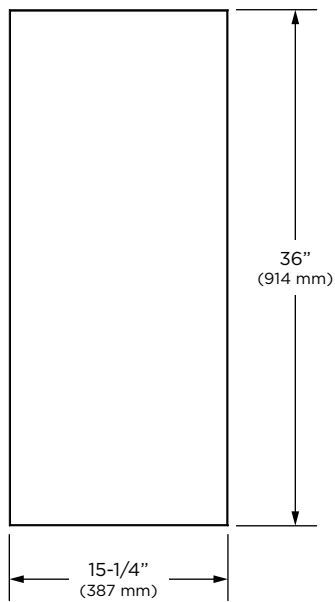
PRODUCT LINE	WIDTH	HEIGHT	DEPTH	MIRROR OPTIONS	ELECTRIC OPTIONS	HINGE SIDE (E4 ONLY)
MR	16	36	D4	FP = Polished Edge FB = 3/4" Bevel	E0 = Non-Electric E2 = Electric and Interior Light E4 = Electric, Interior Light, Defogger, and Night Light	L = Left R = Right

OPTIONS

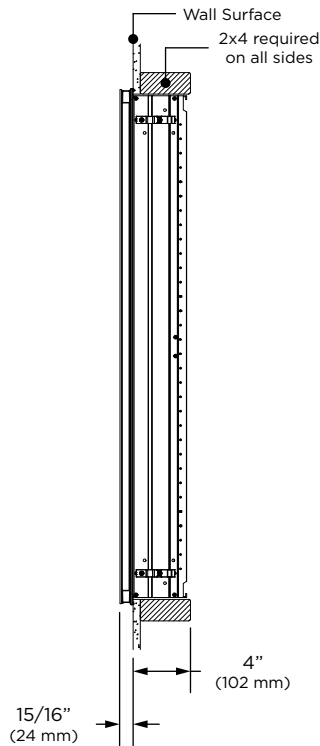
- Plain or Beveled front mirror
- Other widths / heights / depths available
- Handle Kit: Edgepull-84
- IQ™ Digital Lock Box: DLB, DLB-16 (E0)
- Assorted glass bins:
 - Small (GLASSBIN3.25)
 - Medium (GLASSBIN5.25)
 - Large (GLASSBIN8.5)
- Push-to-open Kit: MPUSHKIT (E0), VT-PUSHKIT (E2 & E4)
- Storage accessories supplied with cabinet also available separately: HT-MAGORG, HT-ORGKIT, HT-STORAGETRAY, VT-WIREORG, VT-SPOMM

INSTALLATION OPTIONS

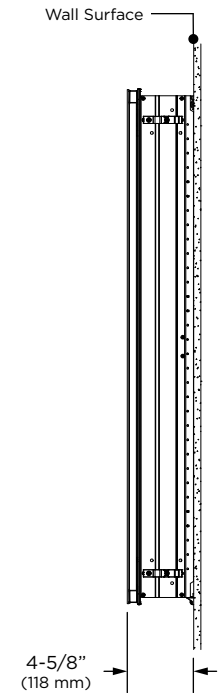
- Compatible Mounting Kits (Single Cabinet):
 - Surface Mount Kit (P2SMKIT36D4P)
- Pairs with Modular mirrors
- Gangs to M-Series Reserve Cabinet via:
 - Surface Mount Ganging Kit (P2SM-GKIT36D4P)
 - Recessed Ganging Kit (P2RMGKIT)
- Gangs to Lighting* - Reference Ganging kit for the particular light option when ordering.
- Compatible with Vesper, InLine, Profiles, M Series*, PL Series*, PL Portray, AiO Cabinet*, and Vitality Cabinet*
- Cabinets marked with * are only compatible when Recess Mounted
- Recessed Mount Rough Opening:
 - 14-1/2" W x 35-1/4" H (368 mm W x 896 mm H)



Front View



Recessed Mount



Surface Mount