

KALLISTA®

Bellis® by KALLISTA Sink Faucet, Traditional Spout, Cross Handles P24600-CR

Features

- High-quality solid-brass construction for durability and reliability
- Widespread sink faucet for 8" – 16" (203 – 406 mm) centers
- 1.2 gpm (4.5 lpm) maximum flow rate
- Spout reach is 5" (127 mm)
- Includes drain and lift rod
- Laminar flow

Recommended Products/Accessories

P74231-WO Under-mount Sink, Centric Oval with Overflow
P24601-LV Sink Faucet, Noble Spout, Lever Handles
P34600-00 Towel Bar, 24"
P34606-00 Hook



Codes/Standards




ASME A112.18.1/CSA B125.1
NSF/ANSI/CAN 61
EPA WaterSense®
ADA
ICC/ANSI A117.1

KALLISTA® Five-Year Limited Warranty

See website for detailed warranty information.

Available Colors/Finishes

Color tiles intended for reference only.

Color	Code	Description
	AD	Nickel Silver
	CP	Polished Chrome
	ULB	Unlacquered Brass

1-888-4-KALLISTA (1-888-452-5547)

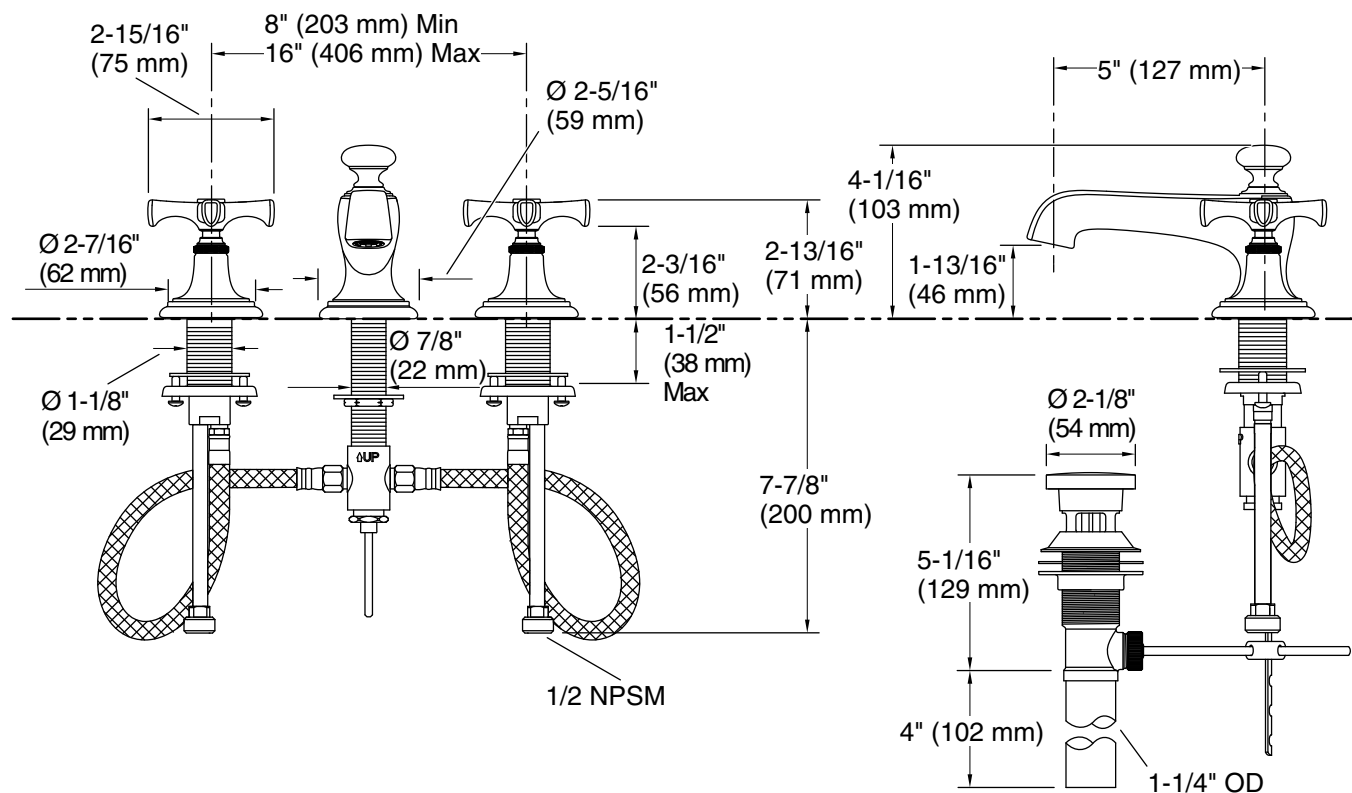
Kallista reserves the right to make revisions without notice to product specifications.

For the most current Specification Sheet, go to www.kallista.com.

1-26-2026 20:45 - US

KALLISTA®

Bellis® by KALLISTA
Sink Faucet, Traditional Spout, Cross Handles
P24600-CR



Technical Information

All product dimensions are nominal.

Faucet flow rate: 1.2 gal/min (4.5 l/min)

Drain included: Yes

Spout:

Spout reach: 5" (127 mm)

Pressure/fixture Supply Requirements

Min flow rate: 1.2 gpm (4.5 lpm)

Notes

ADA compliant when installed to the specific requirements of these regulations.