

# KALLISTA®

Per Se® by KALLISTA  
Wall-Mount Sink Faucet, Lever Handles  
P24702-LV

## Features

- High-quality solid metal construction for durability and reliability
- Three-hole installation
- Required rough-in sold separately (P29304-00-NA)
- 1.2 gpm (4.5 lpm) maximum flow rate
- Spout reach is 7-1/2" (191 mm)
- Includes soft-touch drain
- Laminar flow

## Required Products/Accessories

For wall-mount installation  
P29304-00 Rough-In

## Recommended Products/Accessories

P74234-WO Under-mount Sink, Soft Rectangle with  
Overflow, Glazed  
P24705-GF Sink faucet, low spout, gold flake crystal  
handles  
P34702-00 Towel Bar, 12"  
P34706-00 Hook



**ADA** **CSA B651** **OBC**

## Codes/Standards






ASME A112.18.1/CSA B125.1  
NSF/ANSI/CAN 61  
NSF/ANSI/CAN 372  
DOE - Energy Policy Act 1992  
EPA WaterSense®  
California Energy Commission (CEC)  
ADA  
ICC/ANSI A117.1  
CSA B651  
OBC

## KALLISTA® Five-Year Limited Warranty

See website for detailed warranty  
information.

## Available Colors/Finishes

*Color tiles intended for reference only.*

Color	Code	Description
	CP	Polished Chrome
	AF	French Gold
	BAF	Brushed French Gold
	BN	Brushed Nickel
	SN	Polished Nickel

1-888-4-KALLISTA (1-888-452-5547)

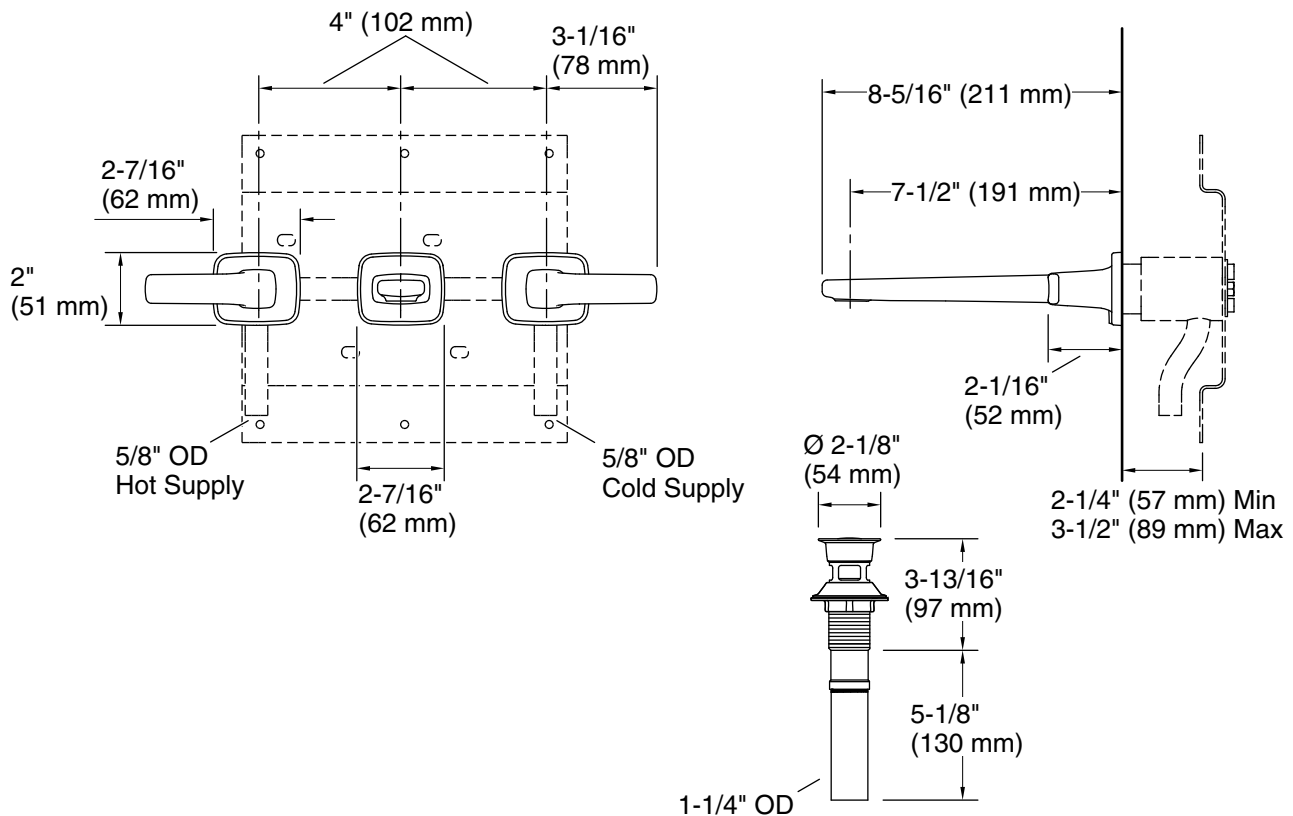
Kallista reserves the right to make revisions without notice to product specifications.

For the most current Specification Sheet, go to [www.kallista.com](http://www.kallista.com).

2-15-2025 21:48 - US/CA

# KALLISTA®

## Per Se® by KALLISTA Wall-Mount Sink Faucet, Lever Handles P24702-LV



### Technical Information

All product dimensions are nominal.

Faucet flow rate: 1.2 gal/min (4.5 l/min)

Drain included: Yes

Drain with  
overflow: Yes

### Spout:

Spout reach: 7-1/2" (191 mm)

### Pressure/fixture Supply Requirements

Min flow rate: 1.2 gpm (4.5 lpm)

### Notes

ADA, OBC, CSA B651 compliant when installed to the specific requirements of these regulations.