

KALLISTA®

Per Se® by KALLISTA Wall-Mount Bath Spout P24704-00

Features

- A selection of products within this collection is in stock and ready to ship. Please visit kallista.com/resources#ReadyToShip for the complete list of Ready-to-Ship products and finishes
- High-quality solid-brass construction for durability and reliability
- Spout reach is 7-13/16" (198 mm)

Recommended Products/Accessories

P50047-00 Small Rectangular Bathtub
P24715-LV Pressure Balance Trim, Lever Handle
P34701-00 Towel Bar, 18"
P24761-00 Handshower with Hose



Codes/Standards






ASME A112.18.1/CSA B125.1
EPA WaterSense®
ADA
ICC/ANSI A117.1

KALLISTA® Five-Year Limited Warranty

See website for detailed warranty information.

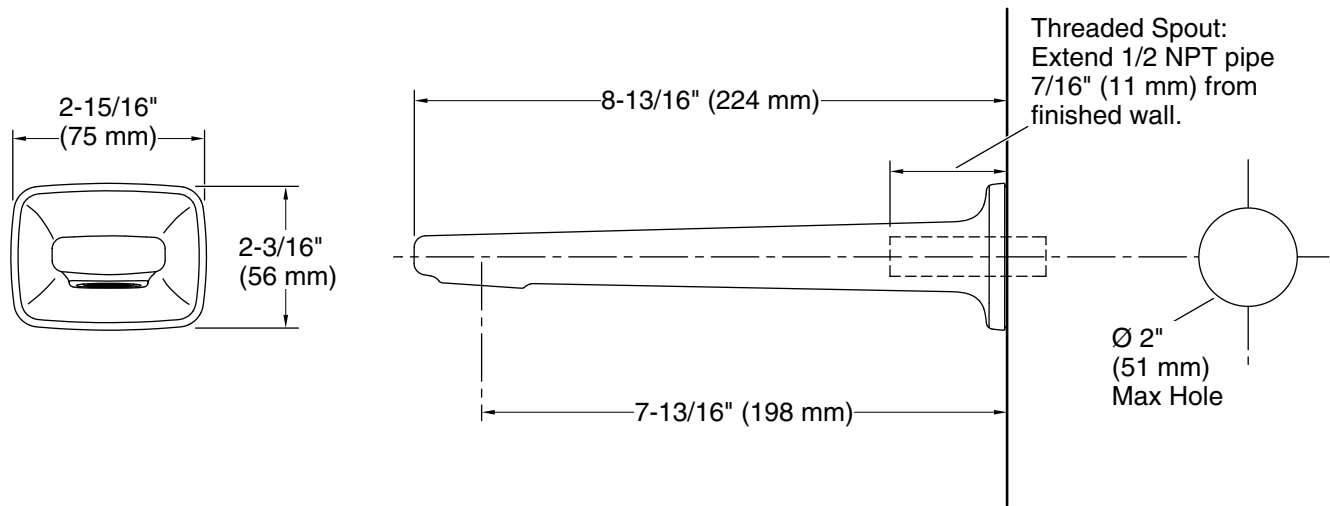
Available Colors/Finishes

Color tiles intended for reference only.

Color	Code	Description
	CP	Polished Chrome
	AF	French Gold
	BAF	Brushed French Gold
	BN	Brushed Nickel
	SN	Polished Nickel

KALLISTA®

Per Se® by KALLISTA
Wall-Mount Bath Spout
P24704-00



Technical Information

All product dimensions are nominal.

Faucet flow rate: 2.2 gal/min (8.3 l/min)

Spout:

Spout reach: 7-13/16" (198 mm)

Pressure/fixture Supply Requirements

Min flow rate: 1.2 gpm (4.5 lpm)

Notes

ADA compliant when installed to the specific requirements of these regulations.