

KALLISTA®

Laura Kirar
Transitional Showerhead with Arm
P24942-00

Features

- High-quality solid-brass construction for durability and reliability
- Single-function spray
- Easy-to-clean sprayface resists mineral buildup
- 1.75 gpm (6.6 lpm) maximum flow rate
- Wall-mount installation

Recommended Products/Accessories

- P21652-00 Fixed Wall Bracket with Integrated Supply Elbow
- P21486-00
- P21487-00
- P25656-00 Transitional Handshower with Hose
- P24915-CPH Pressure Balance Shower Trim, Lever Handle
- P24918-LV Pressure Balance Trim, Lever Handle
- P21676-00 Air-Induction Transitional Rain Showerhead



Codes/Standards











- ASME A112.18.1/CSA B125.1
- DOE - Energy Policy Act 1992
- EPA WaterSense®
- California Energy Commission (CEC)
- NOM Standards
- NOM 008-CONAGUA

KALLISTA® Five-Year Limited Warranty

See website for detailed warranty information.

Available Colors/Finishes

Color tiles intended for reference only.

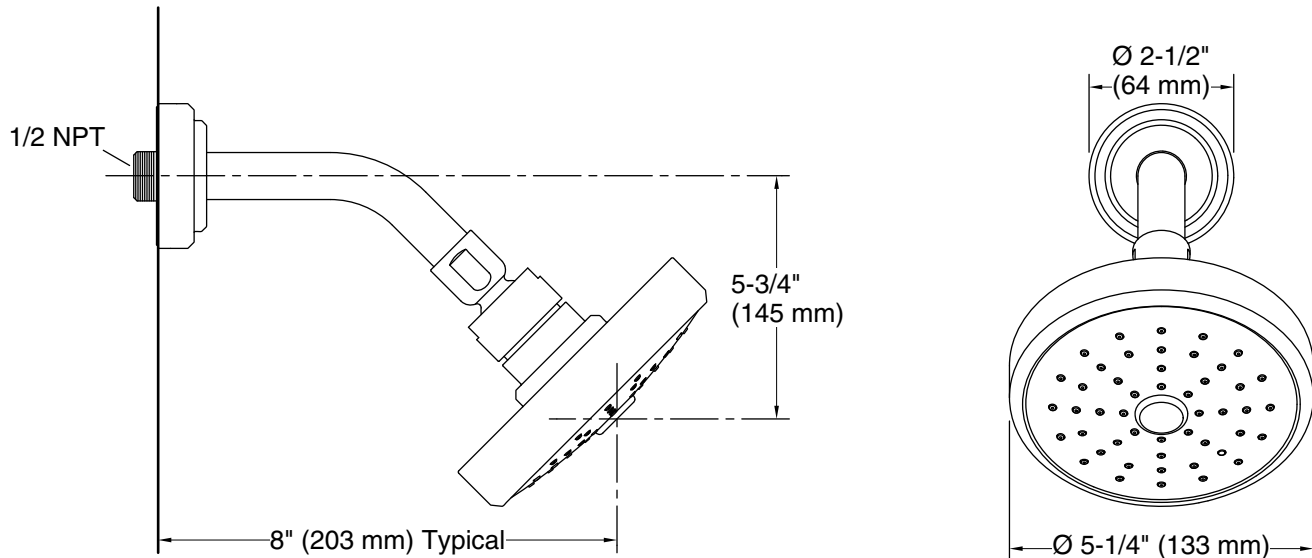
Color	Code	Description
	CP	Polished Chrome
	BL	Matte Black
	ULB	Unlacquered Brass
	BAF	Brushed French Gold
	BGP	Brushed Graphite
	BN	Brushed Nickel
	PGP	Polished Graphite
	BV	Brushed Bronze
	2MB	Brushed Moderne Brass
	SN	Polished Nickel

1-888-4-KALLISTA (1-888-452-5547)

Kallista reserves the right to make revisions without notice to product specifications.

For the most current Specification Sheet, go to www.kallista.com.

9-30-2025 09:00 - US/CA



Technical Information

All product dimensions are nominal.

Shower/Rainhead rated max flow: 1.75 gal/min (6.6 l/min)

Notes

For use with automatic compensating valves rated at 1.75 gal/min (6.6 l/min) or less.

Install this product according to the installation instructions.