

Features

- High-quality solid-brass construction for durability and reliability
- Spout reach is 6-7/8" (175 mm)
- 1.8 gpm (6.8 lpm) maximum flow rate
- Two-hole installation
- 4" (102 mm) minimum, 8" (203 mm) maximum distance between spout and handle
- Sink strainer with tailpiece sold separately

Recommended Products/Accessories

L20308-00 18" Bar Sink
P25015-00 Soap/Lotion Dispenser
P34000-00 Sink strainer
P25000-00 Pull-Down Kitchen Faucet



ADA

Codes/Standards





ASME A112.18.1/CSA B125.1
DOE - Energy Policy Act 1992
California Energy Commission (CEC)
ADA
ICC/ANSI A117.1

KALLISTA® Five-Year Limited Warranty

See website for detailed warranty information.

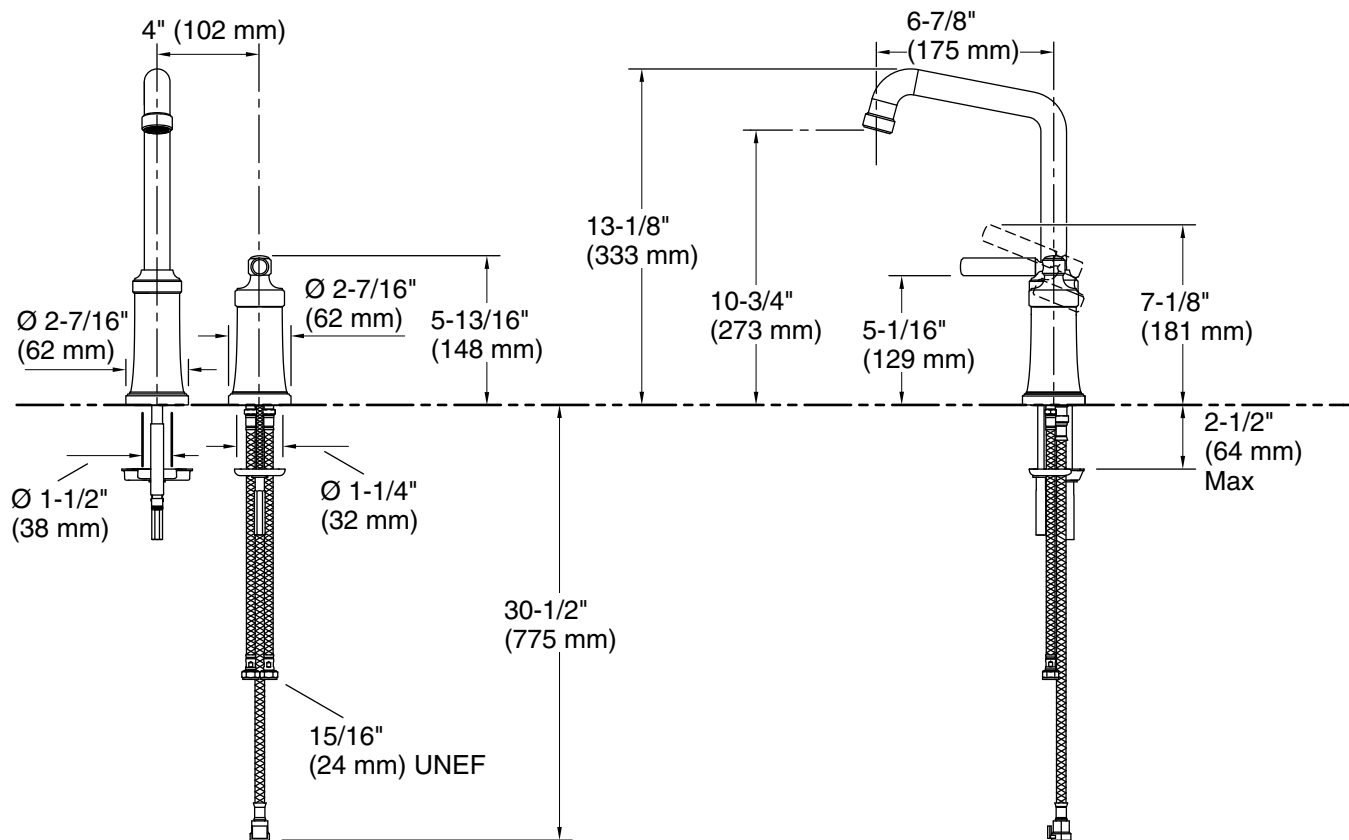
Available Colors/Finishes

Color tiles intended for reference only.

| Color | Code | Description |
|---|------|-------------------|
|  | AD | Nickel Silver |
|  | CP | Polished Chrome |
|  | AG | Brushed Nickel |
|  | ULB | Unlacquered Brass |

KALLISTA

Quincy™ by KALLISTA
Bar Faucet
P25005-00



Technical Information

All product dimensions are nominal.

Faucet flow rate: 1.75 gal/min (6.6 l/min)

Spout:

Spout reach: 6-7/8" (175 mm)

Notes

ADA compliant when installed to the specific requirements of these regulations.